

LCFF Budget Overview for Parents

Local Educational Agency (LEA) Name: Orange Center School District

CDS Code: 10-62331-6007009

School Year: 2023-24

LEA contact information:

Terry M. Hirschfield

Superintendent

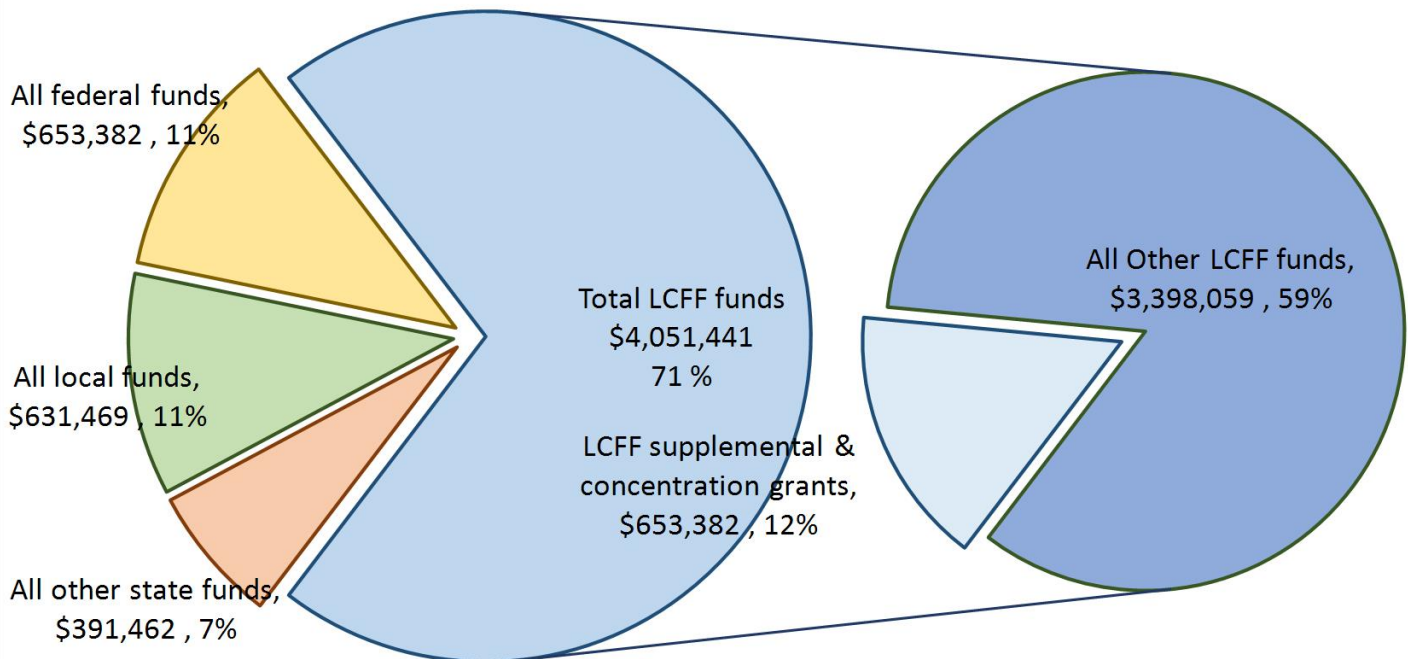
thirschfield@orangecenter.org

559-237-0437

School districts receive funding from different sources: state funds under the Local Control Funding Formula (LCFF), other state funds, local funds, and federal funds. LCFF funds include a base level of funding for all LEAs and extra funding - called "supplemental and concentration" grants - to LEAs based on the enrollment of high needs students (foster youth, English learners, and low-income students).

Budget Overview for the 2023-24 School Year

Projected Revenue by Fund Source

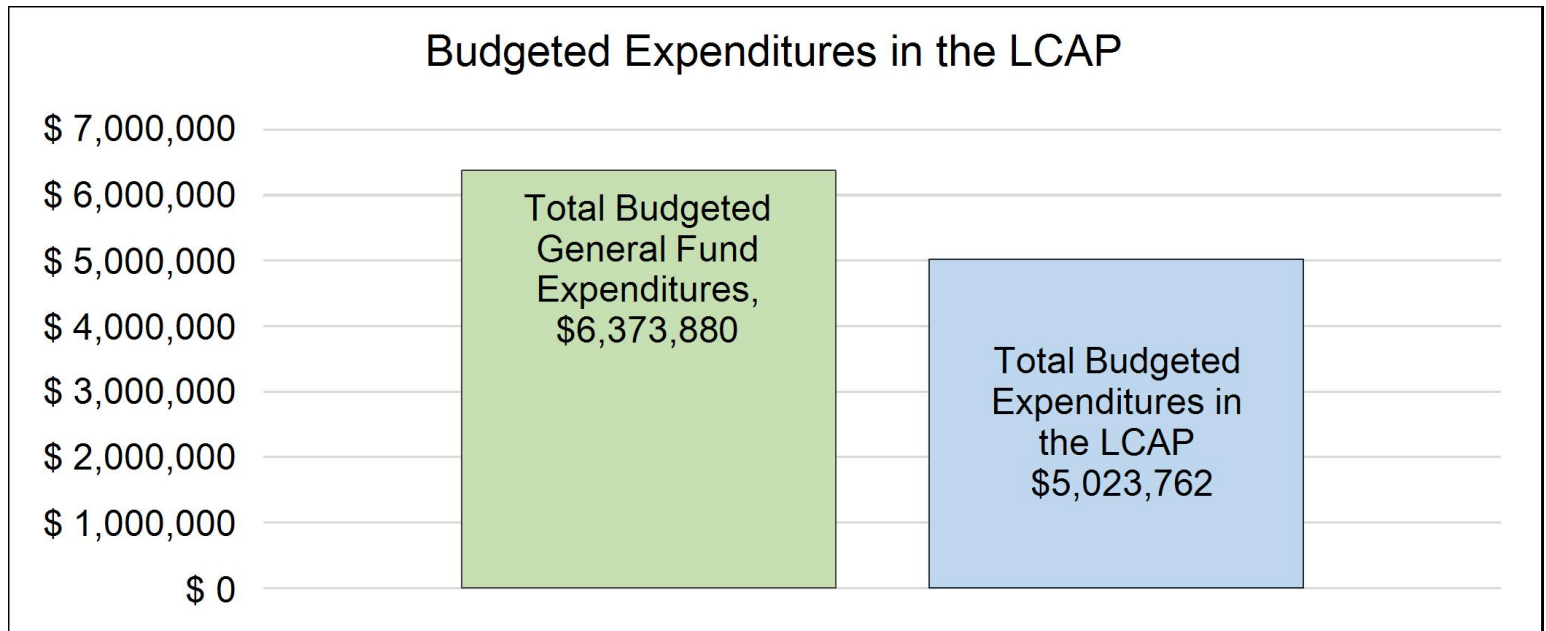


This chart shows the total general purpose revenue Orange Center School District expects to receive in the coming year from all sources.

The text description for the above chart is as follows: The total revenue projected for Orange Center School District is \$5,727,754, of which \$4,051,441 is Local Control Funding Formula (LCFF), \$391,462 is other state funds, \$631,469 is local funds, and \$653,382 is federal funds. Of the \$4,051,441 in LCFF Funds, \$653,382 is generated based on the enrollment of high needs students (foster youth, English learner, and low-income students).

LCFF Budget Overview for Parents

The LCFF gives school districts more flexibility in deciding how to use state funds. In exchange, school districts must work with parents, educators, students, and the community to develop a Local Control and Accountability Plan (LCAP) that shows how they will use these funds to serve students.



This chart provides a quick summary of how much Orange Center School District plans to spend for 2023-24. It shows how much of the total is tied to planned actions and services in the LCAP.

The text description of the above chart is as follows: Orange Center School District plans to spend \$6,373,880 for the 2023-24 school year. Of that amount, \$5,023,762 is tied to actions/services in the LCAP and \$1,350,118 is not included in the LCAP. The budgeted expenditures that are not included in the LCAP will be used for the following:

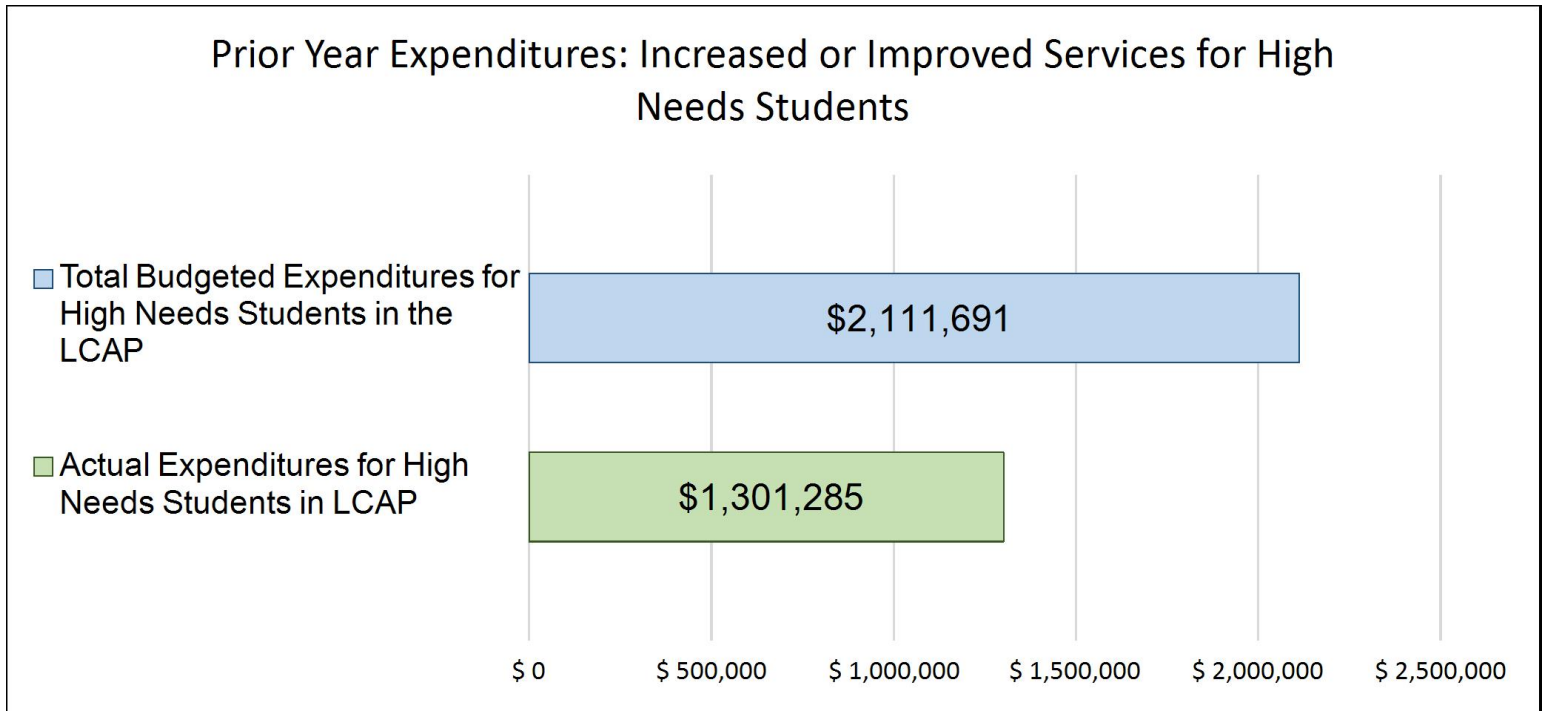
There is \$1,102,984 worth of expenses in the General Fund that are not included in the LCAP. These funds consist of supplemental categorical revenues, Lottery, and other base costs such as administration.

Increased or Improved Services for High Needs Students in the LCAP for the 2023-24 School Year

In 2023-24, Orange Center School District is projecting it will receive \$653,382 based on the enrollment of foster youth, English learner, and low-income students. Orange Center School District must describe how it intends to increase or improve services for high needs students in the LCAP. Orange Center School District plans to spend \$1,656,366 towards meeting this requirement, as described in the LCAP.

LCFF Budget Overview for Parents

Update on Increased or Improved Services for High Needs Students in 2022-23



This chart compares what Orange Center School District budgeted last year in the LCAP for actions and services that contribute to increasing or improving services for high needs students with what Orange Center School District estimates it has spent on actions and services that contribute to increasing or improving services for high needs students in the current year.

The text description of the above chart is as follows: In 2022-23, Orange Center School District's LCAP budgeted \$2,111,691 for planned actions to increase or improve services for high needs students. Orange Center School District actually spent \$1,301,285 for actions to increase or improve services for high needs students in 2022-23.

Local Control and Accountability Plan

The instructions for completing the Local Control and Accountability Plan (LCAP) follow the template.

Local Educational Agency (LEA) Name	Contact Name and Title	Email and Phone
Orange Center School District	Terry M. Hirschfield Superintendent	thirschfield@orangecenter.org 559-237-0437

Plan Summary [2023-24]

General Information

A description of the LEA, its schools, and its students in grades transitional kindergarten–12, as applicable to the LEA.

Orange Center School District serves approximately 260 students in TK through 8th grade, preparing students for their future educational and life experiences through high-quality and engaging instruction in the area of English Language Arts, Mathematics, Social Science, Science, Technology, Physical Education, and Art. Orange Center School District serves a diverse population, with approximately four languages spoken by students and their families including English, Spanish, Hmong, and Arabic. Ethnicity data for Orange Center School District indicates that the student population is made up of approximately: 82% Hispanic or Latino, 13% Asian, 0% African American, 5% White, and 1% of two or more races. Orange Center School District's student population consists of 36% of the student population who are English Learners, and 76% of students have been categorized as socioeconomically disadvantaged. Orange Center School District employs 42 staff members. In addition to the general education program, Orange Center offers opportunities for students to explore options such as a TK-5th grade Dual Immersion Program (Spanish), Beginning Music (TK-5th Grade) Mariachi Club (6th-8th grade), Multicultural Dance Club (2nd - 8th grade), various elective options (Coding, 3D Printing, Leadership, Multicultural Studies, Beginning Mariachi, ASL, Mindfulness Exploration, Drama, Marimba, Lego Engineering, and Intro to Soccer).

Reflections: Successes

A description of successes and/or progress based on a review of the California School Dashboard (Dashboard) and local data.

Orange Center saw an increase in 2022 CAASPP scores in ELA and Math for all students as well as for English Learners. We attribute this to teachers participating in professional learning opportunities and implementing the strategies learned to address student needs across the educational environment and lessons, the district's ability to provide reading intervention to designated students in grades 1-8, access for remediation and acceleration through district-adopted programs for all EO and Dual Immersion classrooms, an initiative to assure a one-to-

one ratio of devices to students; each and every Orange Center Elementary School student from TK-8th grade has a device assigned to them during the school day. Families had the opportunity to check out devices this school year to extend learning past the school day. This has allowed families to participate in educational opportunities, practice foundational skills through District offered online academic programs, and attend online meetings and family-centered activities offered by the school. Services to improve facilities and parent communication include using a digital marquee and purchasing furniture that allow for flexible seating options to enhance the learning environment. School safety and campus climate actions include the continued use of a sign-in and out process, which includes the features of checking visitor backgrounds and alerting administration to any individuals who may put students at risk and who wish to enter the Orange Center campus. An additional day of school psychologist services was added to the plan in the 2017– 2018 school year in order to extend services in the area of social skills groups and behavior modification for students who need assistance with learning appropriate conduct, and this service continues to be offered. Orange Center has partnered with the Fresno County Superintendent of Schools Office to provide All 4 Youth counseling services. All4Youth has been providing counseling services for students since the 2018-19 school year. Currently, the district offers services with a full-time Licensed Family and Child Therapist and a Behavior Interventionist (1 day a week).due to continued needs, mental health services will continue to be provided. The District has adopted ReThink.ed SEL curriculum, lessons are embedded into the school day. The ReThink.edu scope and sequence of lessons are customized based on the student's specific needs.

Orange Center Elementary School's English Learner students are making progress toward English language proficiency. The 2022 dashboard indicates that 51.6% are making progress toward English language proficiency. The District implemented a reading intervention program to meet the needs of students who have suffered learning loss due to the COVID-19 closures and to provide support for first through first-8th grade students, as we have seen positive academic progress for students who received services. Support for students with disabilities will continue to be a priority to decrease suspension rates and close the achievement gap between all students and students eligible to receive SPED services. The District will continue to provide all of the necessary support required to fully implement a rigorous academic program: including providing access to technology equipment to families, mental health services, nutritional meals, supplemental learning materials, and additional needed services for all students.

Reflections: Identified Need

A description of any areas that need significant improvement based on a review of Dashboard and local data, including any areas of low performance and significant performance gaps among student groups on Dashboard indicators, and any steps taken to address those areas.

After analysis of the California School Dashboard, “status” only reports Orange Center has been able to identify the areas of greatest need among our student groups based on the six indicators reported.

Chronic Absenteeism: All Students, status "very high."

To address this need, Orange Center has contracted with a TIP Officer who will work with the administration to coordinate with parents to better inform and educate our students and parents about the importance of attendance as well as provide solutions and supports to aid in getting students to school.

Suspension Rate: All Students, status "high."

To address this need, Orange Center is working with the Differentiated Assistance team to identify alternative means to suspension in addition to proactive methods through the LEAs PBIS systems, increased social-emotional supports, and curriculum. Systems have been put into place to proactively look at data to ensure interventions and supports are implemented before the suspension takes place.

Through this partnership, Orange Center and FCSS will work together to review data and systems to identify potential causes of low performance identified by the Dashboard and then identify the next steps. In preparation for this work, Orange Center has conducted in-depth studies to determine potential root causes and address gaps as appropriate. Orange Center is in DA for Academic Achievement (ELA & Math), Chronic Absenteeism, and Suspension Rate for Students with Disabilities. Orange Center has increased monitoring of student IEP Plans to determine if additional intervention plans and supports are needed to support student learning and increased tiered support academically and behaviorally.

To continue to support academic achievement, the District will focus on data analysis, strategies for ELD, content rigor, and PLCs. Strategies will then be identified, discussed, and implemented to improve students' academic performance and academic needs. Reading intervention services will continue to serve second to eighth-grade students. The district will provide after-school math intervention for students in 2nd-8th grade students. By identifying these specific needs and addressing these needs at the student level, the District expects to find students will become more engaged. This process will improve students' confidence and provide them with a sense of empowerment and pride. The District will offer summer school that will focus on academic remediation and acceleration. This expanded learning opportunity will be offered to students in TK-7th grade during the summer break to help mitigate learning loss from the COVID-19 school closure. The District expects expanded learning through the summer will improve students' academic performance. All 4 Youths will continue to provide counseling services to students to assist with SEL needs through the summer months.

LCAP Highlights

A brief overview of the LCAP, including any key features that should be emphasized.

Actions identified in the previous year's plan will be maintained and expanded. In order to continue progressing towards our goals, we will continue and enhance services to best meet the needs of English Learners, Foster Youth, Low-Income Students, and students who are not meeting grade-level standards, as measured by CAASPP and the District School Climate Survey. These actions will include Teacher training in the area of ELA, Mathematics, and Writing, Student Engagement Training, Time to Teach Discipline and Classroom Management training, and Common Core Instructional Materials Training. Increased course access, such as the Dual Immersion Language Acquisition Program, and STEAM Electives, increased opportunities for students to explore college and career readiness pathways. Increased access to technology through a computer check-out system for 6-8th grade students has been implemented as a family computer check-out system for TK-5th grade students. Services to improve facilities, parent communication, and furniture that will foster collaborative learning environments are included. School safety and campus climate actions include the continued practice of a digital sign-in and out process, including checking visitor backgrounds and alerting administration to any individuals who may put students at risk and who wish to enter campus. An additional day of school psychologist services was added to the plan in the 2017-2018 school year in order to extend services in the area of social skills

groups and behavior modification for students who need assistance with learning appropriate conduct. This will continue throughout the 2023-2024 school year. All 4 Youth counseling and behavior intervention services (which are funded through the Fresno County Superintendent of Schools Office) supplement the services provided by the District. The District will continue the reading intervention program to provide services to designated students. The District will also implement a math intervention program. Physical Education and writing support materials will be selected and purchased. The Special Education Program Improvement Team / Differentiated Assistance will meet regularly to discuss program needs to decrease the achievement gap, suspensions, and chronic absenteeism between all students and students in the SWD student subgroup.

The District would like to highlight the incorporation of Title I funds and Title I carryover funds to finance the identified goals and actions that would support effective, evidence-based educational strategies that close the achievement gap and enable students to meet the state's academic standards.

Comprehensive Support and Improvement

An LEA with a school or schools eligible for comprehensive support and improvement must respond to the following prompts.

Schools Identified

A list of the schools in the LEA that are eligible for comprehensive support and improvement.

Orange Center Elementary was not identified for CSI.

Support for Identified Schools

A description of how the LEA has or will support its eligible schools in developing comprehensive support and improvement plans.

Orange Center Elementary was not identified for CSI, therefore, no additional information is required for this prompt.

Monitoring and Evaluating Effectiveness

A description of how the LEA will monitor and evaluate the plan to support student and school improvement.

Orange Center Elementary was not identified for CSI.

Engaging Educational Partners

A summary of the process used to engage educational partners and how this engagement was considered before finalizing the LCAP.

The Superintendent developed materials for presentations to educational partners that contained: 1) a clear description of what LCFF and what the LCAP plan process would entail, 2) data related to the eight state priorities as a point of reference for all educational partner groups, 3) the District's current mission and vision. All of this information was compiled prior to key presentations in which input was solicited from each educational partner group. Data regarding student attendance, discipline, suspension, and assessment data was shared using the student information system and state-mandated ELPAC test data. STAR Reading STAR Math data was also used in presentations to educational partners. Presentations and corresponding materials were presented to the following educational partner groups before presenting to Orange Center School District's Governing Board:

Parent Meetings were held on April 26th, 2023 and May 4th, 2023

Orange Center Principal, CTA, teachers, classified and management/classified/confidential staff meetings were held to review and give input to the LCAP on May 8, 2023, and May 12, 2023

Orange Center CTA LCAP Meeting: May 23, 2023

Orange Center's Parent Advisory Committee, Input Meetings: January 31, 2023, February 1, 2023. The PAC & School Site Council was presented with a draft of the LCAP on May 24, 2023. All comments were responded to in writing as appropriate. The Superintendent responded to each comment in writing, as required.

The Orange Center DELAC, Input Meetings: January 31, 2023, and February 1, 2023, presented a draft of the LCAP on May 24, 2023, and again on June 2, 2022. All comments were responded to in writing as appropriate. The Superintendent responded to each comment in writing, as required.

Orange Center School District consulted with the Fresno County Superintendent of Schools SELPA regarding the district LCAP at the SELPA Operations Committee Meeting on May 8, 2023

All students, including Low-Income English Learners and Foster Youth, are given the opportunity to share concerns and ideas through facilitated discussions on March 8th, 2023, daily tiger chats, and an end-of-the-year survey.

The final draft of the LCAP was presented to the PAC, DELAC, and SSC for final consultation and approval of SSC on May 24, 2023.

The community was invited to participate in all LCAP planning meetings and reviews of the LCAP on April 26, 2023, and May 4, 2023.

In addition, community members were invited to provide input during the Public hearing held on June 14, 2023

The District has increased efforts to reach out to all educational partners. This year's process allowed for data to be shared with educational partners through parent meetings and the District website and a greater opportunity to be involved in the input process. The District does not have a classified bargaining unit. Still, classified employees, confidential management, and administrators are given the opportunity to participate in the LCAP planning process during the ALL STAFF LCAP meetings, in addition to all other stakeholder LCAP meetings that were available.

Orange Center held a public hearing on June 14, 2023: The public comments period was June 5, 2023 - June 14, 2023. Draft copies of the LCAP were available for parents and the public to obtain in the Orange Center School Office and on the district website. Feedback was accepted via email, phone, text, and handwritten notes.

Translation services were available at all meetings in English and Spanish.

The Orange Center School Board approved the LCAP and the Budget for the 2022-23 school year on June 28, 2023. Local indicators were presented in conjunction with the LCAP adoption.

A summary of the feedback provided by specific educational partners.

PAC, SSC, DELAC Feedback: Input included updated outdoor interactive spaced for students to expand their learning opportunities, hygiene, and puberty classes, and increased access to the music and performing arts.

Teacher, Classified Employees: Increased community activities, including parent universities, community opportunities, as well as other outreach events. Identified trends from teaching and certificated and confidential staff indicated a need for addressing learning loss, professional development in key areas (ELD, PLC, and depth of knowledge/rigor) for teachers and staff, and increased improvements in the school building and grounds, a need for outdoor interactive spaces and structures, increased services to address learning loss through assessment data analysis, increased support to address attendance issues and a need to provide curriculum and services and support for students and staff in the area of Social Emotional Learning and Self Care and a need for a comprehensive writing program. Feedback also included a need for a community school liaison who will facilitate relationships between the school and community and coordinate experiences to increase exposure to available services and activities.

Newly identified trends from parents and the community indicated a need for increased spaces and structures for outdoor play, a continued increase in the visual and performing arts program, and a need to provide healthy snacks for Tk/K students.

Newly identified trends from students indicated a need for increased student activities, increased awards, and appreciation opportunities, increased high-interest STEAM activities and field trips (expansion of electives to lower grades), and physical fitness and athletic opportunities for students in grades TK-4th grade.

Teacher feedback suggested that additional FTEs be added to increase services to students who are reading at two or more years below grade level through an intensive intervention program in reading will be applied in Goal 1: Action 11 Reading Intervention Teacher.

Staff feedback suggested a need for funding to implement a safe space in classrooms and common areas has been applied in Goal 2 Action 14: Safe Space Initiative.

Parent feedback suggested a need for improvements in the school sound system to improve student performing arts opportunities, and parent engagement activities will be applied in Goal 4: Action 4

Parent feedback suggested that a comprehensive Music program be created to address student connectivity, academic achievement, and SEL needs will be applied in Goal 5: Action 5 Music Education.

A description of the aspects of the LCAP that were influenced by specific input from educational partners.

Feedback from educational partners that has influenced aspects of the LCAP can be found throughout the plan:

Feedback suggesting that a math-intensive intervention program be implemented to address learning loss has been applied in Goal 1: Action 10 Intervention Math

Feedback suggesting that additional FTE's be implemented to increase services to students who are reading at 2 or more years below grade level through an intensive intervention program in reading will be applied in Goal 1: Action 11 Reading Intervention Teacher

Feedback suggesting that a supplemental writing curriculum be implemented to address learning loss will continue to be applied in Goal 1: Action 12 Supplemental Writing Curriculum

Feedback suggesting that a comprehensive Music program be implemented to address student connectivity, academic achievement, and SEL needs will be applied in Goal 5: Action 5 Music Education

Feedback suggesting that students need additional areas to play, release stress, and learn how to communicate, collaborate and practice conflict resolution are addressed Goal 2 Action 16 New Play Structure

Feedback suggesting that a Community School Liason is needed to help build bridges from community to school, in order to provide extensive resources and experiences to students and families will be addressed in Goal 2 Action 17 Community School Liason

Feedback suggesting that TK/Kindergarten students need an afternoon nutritious snack in order to complete the long TK/K schedule will be addressed in Goal 2 Action 18 Snacks for TK/K Students

Goals and Actions

Goal

Goal #	Description
1	Increase student academic achievement in ELA and Mathematics of all students.

An explanation of why the LEA has developed this goal.

When reviewing data for all students at Orange Center School, data indicates that there is a low number of students who are meeting grade level standards in ELA and Mathematics. In order to increase academic achievement highly qualified staff must be hired and retained. As a result, we expect to see increased academic achievement for all students as measured by CAASPP Math and ELA as well as increased percentages of ELs making annual growth in the ELPAC. Orange Center continues to monitor data for our low-income, English learner, and foster youth students. The LEA does not have a significant number of foster youth students to report their data within the LCAP.

Measuring and Reporting Results

Metric	Baseline	Year 1 Outcome	Year 2 Outcome	Year 3 Outcome	Desired Outcome for 2023–24
CAASPP Assessment results	<p>Due to COVID 19, the CAASPP assessment was suspended for 2019-20. The 2018-19 CAASPP results are the most current results.</p> <p>All *ELA: Standard Exceeded - 8.53% Standard Met - 25.59% Standard Nearly Met - 30.33%</p>	<p>ELA: 2020-21</p> <p>All ELA: Standard Exceeded - 4.86% Standard Met - 22.16% Standard Nearly Met - 30.81% Standard Not Met - 42.16%</p> <p>Math</p>	<p>ELA: 2021-22</p> <p>All ELA: Standard Exceeded - 6.43% Standard Met - 23.39% Standard Nearly Met - 27.49% Standard Not Met - 42.69%</p> <p>Math</p>		<p>All ELA: Standard Exceeded - 14.86% Standard Met - 32.16% Standard Nearly Met - 20.81% Standard Not Met - 32.16%</p> <p>Math</p>

Metric	Baseline	Year 1 Outcome	Year 2 Outcome	Year 3 Outcome	Desired Outcome for 2023–24
	Standard Not Met - 35.55%	Standard Exceeded - 1.63%	Standard Exceeded - 4.65%		Standard Exceeded - 11.63%
	Math	Standard Met - 9.78%	Standard Met - 8.72%		Standard Met - 19.78%
	Standard Exceeded - 2.86%	Standard Nearly Met - 28.26%	Standard Nearly Met - 29.65%		Standard Nearly Met - 18.26%
	Standard Met - 17.62%	Standard Not Met - 60.33%	Standard Not Met - 56.98%		Standard Not Met - 50.33%
	Standard Nearly Met - 32.38%	EL	EL		EL
	Standard Not Met - 47.14%	ELA:	ELA:		ELA:
		Standard Exceeded - 4.35%	Standard Exceeded - 5.41%		Standard Exceeded - 14.35%
		Standard Met - 17.39%	Standard Met - 20.27%		Standard Met - 32.39%
	EL	Standard Nearly Met - 27.54%	Standard Nearly Met - 32.43%		Standard Nearly Met - 20.81%
	ELA:	Standard Not Met - 50.72%	Standard Not Met - 41.89%		Standard Not Met - 32.16%
	Standard Exceeded - 2.2%				
	Standard Met - 10%	Math:	Math:		Math:
	Standard Nearly Met - 40%	Standard Exceeded - 2.9%	Standard Exceeded - 4.05%		Standard Exceeded - 11.63%
	Standard Not Met - 47.78%	Standard Met - 4.35%	Standard Met - 13.51%		Standard Met - 20%
		Standard Nearly Met - 20.29%	Standard Nearly Met - 22.97%		Standard Nearly Met - 18.26%
	Math:	Standard Not Met - 72.46%	Standard Not Met - 59.46%		Standard Not Met - 50.33%
	Standard Exceeded - 1.11%				
	Standard Met - 13.33%	SED	SED		SED
	Standard Nearly Met - 24.44%	ELA:	ELA:		ELA:
	Standard Not Met - 61.11%	Standard Exceeded - 5.11%	Standard Exceeded - 6.17%		Standard Exceeded - 14.35%
	SED	Standard Met - 22.73%			

Metric	Baseline	Year 1 Outcome	Year 2 Outcome	Year 3 Outcome	Desired Outcome for 2023–24
	<p>ELA: Standard Exceeded - 8.74% Standard Met - 25.73% Standard Nearly Met - 30.10% Standard Not Met - 35.44%</p> <p>Math: Standard Exceeded - 2.93% Standard Met - 17.56% Standard Nearly Met - 32.68% Standard Not Met - 46.83%</p> <p>Data Source: 2018-19 CAASPP results</p> <p>*Additional data was added for planning</p>	<p>Standard Nearly Met - 30.68% Standard Not Met - 41.48%</p> <p>Math: Standard Exceeded - 1.71% Standard Met - 10.29% Standard Nearly Met - 26.86% Standard Not Met - 61.14%</p> <p>FY: *FY data not available to protect privacy. Data Source: 2021-22 CAASPP</p> <p>*Adjusted Data Source</p>	<p>Standard Met - 22.84% Standard Nearly Met - 27.78% Standard Not Met - 43.21%</p> <p>Math: Standard Exceeded - 4.29% Standard Met - 9.20% Standard Nearly Met - 30.06% Standard Not Met - 56.44%</p> <p>FY *FY data not available to protect privacy. Data Source: 2021-22 CAASPP</p> <p>SWD</p> <p>ELA: Standard Exceeded - 4.17% Standard Met - 0% Standard Nearly Met - 16.67% Standard Not Met - 79.17%</p> <p>Math:</p>		<p>Standard Met - 32.39% Standard Nearly Met - 20.81% Standard Not Met - 32.16%</p> <p>Math: Standard Exceeded - 11.63% Standard Met - 20% Standard Nearly Met - 18.26% Standard Not Met - 50.33%</p> <p>FY *FY data not available to protect privacy. Data Source: 2021-22 CAASPP</p> <p>SWD</p> <p>ELA: Standard Exceeded - 10% Standard Met - 6% Standard Nearly Met - 25% Standard Not Met - 59%</p> <p>Math:</p>

Metric	Baseline	Year 1 Outcome	Year 2 Outcome	Year 3 Outcome	Desired Outcome for 2023–24
			Standard Exceeded - 4% Standard Met - 8% Standard Nearly Met - 8% Standard Not Met - 80% *Adjusted data source and desired outcome		Standard Exceeded - 10% Standard Met - 15% Standard Nearly Met - 20% Standard Not Met - 55% *Adjusted data source and desired outcome
Implementation of standards for all students and enable EL's access to CCSS and ELD standards	Data Year 2020-2021 Data Source: State Reflection Tool Dashboard Fall 2021 5.0	Full implementation and sustainability Data Year: 2021-2022 Data Source: State Reflection Tool	Full implementation and sustainability Data Year: 2022-2023 Data Source: State Reflection Tool		Full implementation and sustainability Data Year: 2023-2024 Data Source: State Reflection Tool Dashboard 2023

Actions

Action #	Title	Description	Total Funds	Contributing
1.1	Employ and retain highly qualified staff	When reviewing data for all students at Orange Center School, data indicates that there are a low number of students who are meeting grade-level standards in ELA and Mathematics. In order to increase academic achievement highly qualified staff must be hired and retained. As a result, we expect to see increased academic achievement for all students as measured by CAASPP Math and ELA as well as increased percentages of ELs making annual growth in the ELPAC.	\$1,288,933.43	No

Action #	Title	Description	Total Funds	Contributing
1.2	New Teacher(s) Support	Our Low Income, Foster Youth, and English Learner students show the most opportunity for continued academic improvement, based on CAASPP ELA and math Data as demonstrated in the metrics above. Our EL students continue to score lower than All Students on the ELA and Math CAASP and our LI students have not yet reached our district's desired outcomes for that subgroup. To improve academic achievement, a local needs assessment shows that teachers need professional development specifically focused on best practices to meet the needs of Low Income, Foster Youth, and English Learners. Professional development will focus on structures to increase student engagement, scaffolding strategies, and analyzing and assessing student learning. Increasing student engagement will lead to opportunities for the identified students to have equal opportunities to participate in oral discussions, experience individual accountability, practice positive interdependence within student groups, and will provide simultaneous interactions to a higher percentage of students. Scaffolding strategies will provide the identified students with support to access the curriculum by building on each student's background knowledge. Teachers will be trained with PLC structures to be able to analyze and assess student learning. We expect that the CAASPP ELA and math scores for low-income, Foster Youth, and English Learners students will increase significantly, as the program is designed to meet the needs most associated with low-income, Foster youth, and English Learner students. However, because we expect that all students showing below proficiency will benefit, this action is provided on an LEA-wide basis.	\$24,000.00	Yes
1.3	Professional Development: Best Practices	Our Low Income, Foster Youth, and English Learner students show the most opportunity for continued academic improvement, based on CAASPP ELA and math Data as demonstrated in the metrics above. Our EL students continue to score lower than All Students on the ELA and Math CAASP and our LI students have not yet reached our district's desired outcomes for that subgroup. To improve academic achievement, a local needs assessment shows that teachers need professional development specifically focused on best practices to	\$17,993.84	Yes

Action #	Title	Description	Total Funds	Contributing
		<p>meet the needs of Low Income, Foster Youth, and English Learners. Professional development will focus on structures to increase student engagement, scaffolding strategies, and analyzing and assessing student learning. Increasing student engagement will lead to opportunities for the identified students to have equal opportunities to participate in oral discussions, experience individual accountability, practice positive interdependence within student groups, and will provide simultaneous interactions to a higher percentage of students. Scaffolding strategies will provide the identified students with support to access the curriculum by building on each student's background knowledge. Teachers will be trained with PLC structures to be able to analyze and assess student learning. We expect that the CAASPP ELA and math scores for low-income, Foster Youth, and English Learners students will increase significantly, as the program is designed to meet the needs most associated with low-income, Foster youth, and English Learner students. However, because we expect that all students showing below proficiency will benefit, this action is provided on an LEA-wide basis.</p>		
1.4	Intervention- ELA 1st-3rd grade	<p>Our Low Income, Foster Youth, and English Learner students show the most opportunity for continued academic improvement, based on CAASPP ELA and math Data as demonstrated in the metrics above. Our EL students continue to score lower than All Students on the ELA and Math CAASP and our LI students have not yet reached our district's desired outcomes for that subgroup. To improve academic achievement, Educational partners provided feedback to indicate that that Low Income, Foster Youth, and English Learner students who are reading at least 2 years below grade level, need individualized, focused reading intervention. An increased focus on individualized/small group instruction will lead to increased student achievement in reading and ELA for the identified student groups. To meet this need, a credentialed teacher will continue to provide specialized direct instruction support to students through individualized and small group remediation lessons which target foundational reading skills after school. We expect that the CAASPP ELA scores</p>	\$60,786.00	Yes

Action #	Title	Description	Total Funds	Contributing
		for low-income, Foster Youth, and English Learner students will increase significantly, as the program is designed to meet the needs most associated with low-income, Foster youth, and English Learner students. However, because we expect that all students showing below proficiency will benefit, this action is provided on an LEA-wide basis.		
1.5	Special Education Services	In order to provide the necessary support to students who are eligible or who may become eligible for Special Education Services, Orange Center will employ two SPED Teachers, and contract for a School Psychologist for two days a week, a Speech Pathologist for 2.5 days a week, in addition, the District will provide supplemental materials and supports necessary to appropriately meet student goals and services, as indicated on student Individualized Education Goals and Assessment Plans. Through a pre-planning of the scope and sequence of the standards, educators can be assured that content and assessments target foundational skills, loop learning cycles, and create continuity across the system in a way that supports equity for Low Income, Foster Youth, and English Learners students. In order to increase academic achievement, the District will contract services to disaggregate data and assist with data analysis and review in order to target specific foundational skills. Through the skilled and purposeful use of the identified student learning data, educators will be better able to target the learning needs of each student and differentiate needs accordingly.	\$456,934.23	No
1.6	Data Analysis and Disaggregation Services	Our Low Income, Foster Youth, and English Learner students show the most opportunity for continued academic improvement, based on CAASPP ELA and math Data as demonstrated in the metrics above. Our EL students continue to score lower than All Students on the ELA and Math CAASP and our LI students have not yet reached our district's desired outcomes for that subgroup. Based on a local needs assessment to improve academic achievement, it is important that	\$5,000.00	Yes

Action #	Title	Description	Total Funds	Contributing
		educators and students are aware of the learning gaps and strengths of each student which requires the ability to use learning data in a meaningful and skilled way. Through a pre-planning of the scope and sequence of the standards, educators can be assured that content and assessments target foundational skills, loop learning cycles, and create continuity across the system in a way that supports equity for all students. In order to increase academic achievement, the District will contract services to disaggregate data and assist with data analysis and review in order to target specific foundational skills. Through the skilled and purposeful use of student learning data, educators will be better able to target the learning needs of each student and differentiate needs accordingly. We expect that the CAASPP ELA and math scores for low-income, Foster Youth, and English Learner students will increase significantly, as the program is designed to meet the needs most associated with low-income, Foster youth, and English Learner students. However, because we expect that all students showing below proficiency will benefit, this action is provided on an LEA-wide basis.		
1.7	Curriculum Mapping- Title I	Our Low Income, Foster Youth, and English Learner students show the most opportunity for continued academic improvement, based on CAASPP ELA and math Data as demonstrated in the metrics above. Our EL students continue to score lower than All Students on the ELA and Math CAASP and our LI students have not yet reached our district's desired outcomes for that subgroup. Based on a local needs assessment to improve academic achievement, it is important that educators and students are aware of the learning gaps and strengths of each student which requires the ability to use learning data in a meaningful and skilled way. Through a pre-planning of the scope and sequence of the standards, educators can be assured that content and assessments target foundational skills, loop learning cycles, and create continuity across the system in a way that supports equity for all students. In order to increase academic achievement teachers will be allocated additional time to build curriculum maps and assessment calendars for the school year Through the skilled and purposeful use	\$5,000.00	No

Action #	Title	Description	Total Funds	Contributing
		of student learning data, educators will be better able to target the learning needs of each English Learner, Foster Youth, and Low-Income student and differentiate needs accordingly. We expect that the CAASPP ELA and math scores for low-income, Foster Youth, and English Learner students will increase significantly, as the program is designed to meet the needs most associated with low-income, Foster youth, and English Learner students. However, because we expect that all students showing below proficiency will benefit, this action is provided on an LEA-wide basis. Through a pre-planning of the scope and sequence of the standards, educators can be assured that content and assessments target foundational skills, loop learning cycles, and create continuity across the system in a way that supports equity for Low Income, Foster Youth, and English Learners students. Title I: \$5,000.00		
1.8	Supplemental Support for Students (Tutors & Summer School)- Title 1 Carry Over	Our Low Income, Foster Youth, and English Learner students show the most opportunity for continued academic improvement, based on CAASPP ELA and math Data as demonstrated in the metrics above. Our EL students continue to score lower than All Students on the ELA and Math CAASP and our LI students have not yet reached our district's desired outcomes for that subgroup. Based on a local needs assessment to improve academic achievement, we know that when targeted individualized instruction is provided in English and math, the identified students have greater access to improving missing skills and can reach current grade-level standards, especially when the instruction is provided by trained support staff. To meet his need, a credentialed EL coordinator and classroom teachers will work with support staff to provide remediation and acceleration activities to students throughout the school year and during summer programs. As Low Income, Foster Youth, and English Learner students' reading and mathematics skills are brought closer to grade level through intensive support, the associated test scores and student reading and math efficacy will increase. We expect that the CAASPP ELA and math scores for low-income, Foster Youth, and English Learner students will	\$170,000.00	No

Action #	Title	Description	Total Funds	Contributing
		increase significantly, as the program is designed to meet the needs most associated with these students. However, because we expect that all students showing below proficiency will benefit, this action is provided on an LEA-wide basis. Title 1 Carry Over - \$70,000.00		
1.9	Transportation - Intervention Program/ Expanded Learning	Our Low Income, Foster Youth, and English Learner students show the most opportunity for continued academic improvement, based on CAASPP ELA and math scores, as demonstrated in the metrics above. Based on a local needs assessment to improve academic achievement, we know that when properly implemented, targeted individualized support in English and Math, students have greater access to improving missing skills and can reach current standards, especially when provided by credentialed teachers. To meet this need, credentialed teachers will continue to provide specialized direct instruction support to students through individualized and small group remediation and acceleration lessons after the traditional school day. Based on educational partner feedback, transportation will be provided to ensure that Low Income, Foster Youth, and English Learner students have access to Afterschool learning opportunities. As students reading/math skills are brought closer to grade level through intensive support, the associated test scores and student reading and math efficacy will increase. We expect that the CAASPP ELA and math scores for low-income, Foster Youth, and English Learner students will increase significantly, as the program is designed to meet the needs most associated with these students. However, because we expect that all students showing below proficiency will benefit, this action is provided on an LEA-wide basis.	\$5,000.00	Yes
1.10	Math Intervention Program - Title 1 Carry Over	Our Low Income, Foster Youth, and English Learner students show the most opportunity for continued academic improvement, based on CAASPP ELA and math Data as demonstrated in the metrics above.	\$72,804.94	Yes

Action #	Title	Description	Total Funds	Contributing
		<p>Our EL students continue to score lower than All Students on the ELA and Math CAASP and our LI students have not yet reached our district's desired outcomes for that subgroup. To improve academic achievement, in ELA local needs assessment shows that Low Income, Foster Youth, and English Learner students who are performing at least 2 years below grade level, need small group, focused math intervention. An increased focus on small-group instruction will lead to increased student achievement in math for the identified student groups. To meet this need, general education credentialed teachers will continue to provide specialized direct instruction support to students through individualized and small group remediation lessons which target foundational reading skills. We expect that the CAASPP ELA scores for low-income, Foster Youth, and English Learner students will increase significantly, as the program is designed to meet the needs most associated with low-income, Foster youth, and English Learner students. However, because we expect that all students showing below proficiency will benefit, this action is provided on an LEA-wide basis.</p> <ul style="list-style-type: none"> • Title 1 Carry Over \$15,000.00 		
1.11	Reading Intervention Teacher 4th-8th Grade	<p>Our Low Income, Foster Youth, and English Learner students show the most opportunity for continued academic improvement, based on CAASPP ELA and math Data as demonstrated in the metrics above. Our EL students continue to score lower than All Students on the ELA and Math CAASP and our LI students have not yet reached our district's desired outcomes for that subgroup. To improve academic achievement, in ELA, Educational Partner Feedback indicated that Low Income, Foster Youth, and English Learner students who are reading at least 2 years below grade level, need individualized, focused reading intervention. An increased focus on individualized/small group instruction will lead to increased student achievement in reading and ELA for the identified student groups. To meet this need, a credentialed teacher will continue to provide specialized direct instruction support to students through individualized</p>	\$145,888.00	Yes

Action #	Title	Description	Total Funds	Contributing
		and small group remediation lessons which target foundational reading skills after school. We expect that the CAASPP ELA scores for low-income, Foster Youth, and English Learner students will increase significantly, as the program is designed to meet the needs most associated with low-income, Foster youth, and English Learner students. However, because we expect that all students showing below proficiency will benefit, this action is provided on an LEA-wide basis.		
1.12	Supplemental Curriculum	Our Low Income, Foster Youth, and English Learner students show the most opportunity for continued academic improvement, based on CAASPP ELA data as demonstrated in the metrics above. Our Low Income, Foster Youth, and English Learner students show the most opportunity for continued academic improvement, based on CAASPP ELA h Data as demonstrated in the metrics above. Our EL students continue to score lower than All Students on the ELA and Math CAASP and our LI students have not yet reached our district's desired outcomes for that subgroup. ELPAC scores show that only 13.98% of our English Learners are scoring in the well-developed range. Based on a local needs assessment, these students have fewer opportunities to engage in exposure to authentic and rigorous learning experiences. Orange Center will allocate resources to provide supplemental instructional material to support experiences to implement CC standards and offer focused and rigorous writing, ELA, and math experiences. As Low Income, Foster Youth, and English Learner students have less access to exposure to creative and critical thinking skills, this will increase, and learning will take place at deeper levels. The District will provide a supplemental curriculum that is designed to increase achievement for Low Income, Foster Youth, and English Learner students writing skills. This will support the identified students to write with fluidity, with larger use of vocabulary, and cite evidence from anchor text. This action is designed to meet the unique needs of Low Income, Foster Youth, and English learner students; however, we expect that all students needing additional academic support will benefit from this action being provided on an LEA basis. As a result,	\$3,000.00	Yes

Action #	Title	Description	Total Funds	Contributing
		The LEA expects to see increased academic achievement for all Low Income, Foster Youth, and English Learner students as measured by CAASPP ELA, as well as increased percentages of ELs making annual growth in the ELPAC. The district believes that focused and consistent implementation and the use of this resource will result in desired outcomes.		
1.13	Supplemental Curriculum - Guided Reading/ Library Title I Carry Over	The District recognizes a need to purchase guided reading materials and library books to replace any damaged or outdated materials in order to support supplemental instruction and individualized reading practice, based students individualized needs. Title I Carry Over: \$31,862.59	\$31,862.59	No

Goal Analysis [2022-23]

An analysis of how this goal was carried out in the previous year.

A description of any substantive differences in planned actions and actual implementation of these actions.

Goal 1: Increase all students' academic achievement in ELA and Mathematics.

All actions within this goal contributed to increasing student achievement and the achievement of English Learners, low-income and foster youth students.

1.1 Employ and retain highly qualified staff: This action was implemented as expected. Orange Center continues to employ and retain highly qualified staff.

1.2 New Teacher(s) Support: This action was implemented as expected. New teachers' support was provided through professional development and mentoring.

1.3 Professional Development: Best Practices: This action was implemented as expected. The offered professional development focused on structures to increase student engagement, scaffolding strategies, and analyzing and assessing student learning.

1.4 Intervention- ELA 1st-3rd grade: This action was implemented as expected. A credentialed teacher provided specialized direct instruction support to students through individualized and small-group remediation lessons.

1.5 Special Education Services: This action was implemented as expected. as expected. Two SPED Teachers, a contract for a School Psychologist for two days a week, and a Speech Pathologist for 2.5 days a week were provided.

- 1.6 Data Analysis and Disaggregation Services: This action was implemented as expected. The district was able to contract services to disaggregate data and assist with data analysis.
- 1.7 Curriculum Mapping: This action was implemented as expected. Additional time was allocated to build curriculum maps and assessment calendars for the school year.
- 1.8 Supplemental Support for Students (Tutors): This action was implemented as expected. A credentialed EL coordinator and classroom teachers continued to support staff in providing remediation and acceleration activities.
- 1.9 Transportation - Intervention Program/ Expanded Learning: This action was implemented as expected using other funding sources through the Expanded Learning Program. Credentialed teachers continued to provide specialized direct instruction support to students through individualized and small-group remediation and acceleration lessons.
- 1.10 Math Intervention Program This action was partially implemented. General education credentialed teachers continued to provide specialized direct instruction support.
- 1.11 Reading Intervention Teacher 4th-8th Grade. This action was implemented as expected. There was an increased focus on individualized/small-group instruction.
- 1.12 Supplemental Writing Curriculum This action was not implemented.
- 1.13 Supplemental Curriculum - Guided Reading/ Library This action was implemented as expected. Guided reading materials and library books were provided.

Overall Successes: Most actions were implemented as expected. Designated students were able to benefit from the reading intervention program and improved toward meeting grade-level standards. Teachers used data to plan appropriate lessons and supports for all students each trimester, based on their individual assessment data, making instruction targeted to the areas of most need.

Overall Challenges: The District provided opportunities for professional development each week; however, a shortage of substitute teachers made it difficult to provide coverage during the day to conference with academic coaches. Teachers were required to meet after classes, which limited the number of professional development opportunities available during the school day. A supplemental writing curriculum was not purchased, as the overall writing scope and sequence are being created this year. The District will review available supplemental writing curricula over the next fiscal year and purchase the program we feel will best meet our needs.

An explanation of material differences between Budgeted Expenditures and Estimated Actual Expenditures and/or Planned Percentages of Improved Services and Estimated Actual Percentages of Improved Services.

The District has identified material differences due to various reasons in the actions listed:

- 1.2 New Teacher(s) Support: Although this action was implemented as expected, the District did not spend \$33,000.00 of the budgeted dollars towards this action, due to all professional learning opportunities being held via Zoom and after the school day. This made the need for substitute teachers almost obsolete in order to fulfill this action.

1.3 Professional Development: Best Practices: Although this action was implemented as expected and the services were rendered, the district has not been billed for the entire amount of services rendered in eh 2022-23 school year. The District expects to book a liability and pay this amount upon receipt of the bill.

1.4 Intervention Program ELA: Although this action was implemented as expected, the budgeted amount of \$51,403.00, was not spent from the original funding source that was planned. The action was funded through one-time federal dollars.

1.5 Special Education Services: Although this action was implemented as expected, the District spent under the amount budgeted because the District overallocated the general fund contribution by \$17,009.51 when the budget was created, based on the information available at the time of the LCAP creation.

1.7 Curriculum Mapping: This action was implemented as expected, the entire budgeted amount of \$5,000.00, was not spent as budgeted. The District utilized one-time federal dollars/funds from other unused dollars to support the increased need.

1.8 Supplemental Support for Students (Tutors): This action was implemented as expected, the District spent over the amount budgeted because of the increased need for supplemental support, and the District utilized one-time federal dollars/funds from other unused dollars to support the increased need.

1.9 Transportation - Intervention Program/ Expanded Learning: This action was implemented as expected, the budgeted amount of \$5,000.00, was not spent from the original funding source that was planned. The action was funded through alternate expanded learning program funds specifically allocated for transportation.

1.10 Math Intervention Program This action was implemented through the use of supplemental support tutors in another action. The budgeted amount needed to support this action was not utilized, as the funding was made available through one-time COVID dollars.

1.11 Reading Intervention Teacher 4th-8th Grade. This action was implemented as expected, however, the position for this action was not hired, the intervention was provided by the K-4 intervention teacher and the 5th-8th grade RSP/intervention teacher.

1.12 Supplemental Writing Curriculum This action was not implemented. the budgeted amount of 80,000.00 was not utilized and will be reserved to purchase the program in the next fiscal year.

1.13 Supplemental Curriculum - Guided Reading/ Library The entire budgeted amount of dollars was not utilized. However, a majority of the amount was spent.

An explanation of how effective the specific actions were in making progress toward the goal.

Goal 1: Increase student achievement of all students and subgroups. All actions within this goal contribute to increasing students' overall achievement and the overall achievement of English Learners, Low-Income, and Foster Youth Students.

1.1 Employ and retain highly qualified staff & 1.2 New Teacher(s) Support: Orange Center 2022-23 data shows the school year staffing list: 2 Interns, 2 STS, 0 misassignment, 0 vacancies. The District knows that in order to increase academic achievement highly qualified staff must be hired and retained. The LEA is committed to providing induction services to new or inexperienced teachers. Induction and intern support provided, on-the-job support for teachers new to the field, including mentoring from an experienced educator. The District provided these resources as planned.

1.3 Professional Development Best Practices: Orange Center 2022-2023. Data Source 2021-2022 Local Indicator Dashboard 5.0. The LEAs Implementation standards for all students and enable English Learners' access to CCSS and ELD standards. Professional development on structures to increase student engagement, scaffolding strategies, and analyzing and assessing student learning was provided to all teachers in the targeted areas.

1.4 Intervention Program ELA: An increased focus on small group instruction will lead to increased student achievement in reading and ELA for the identified student groups. CAASPP ELA data from spring 2020-2021 indicates that 27% of all 3rd-8th grade students have met or exceeded the grade level standard. CAASPP Math data from spring 2020-2021 indicates that 11% of all 3rd-8th grade students have met or exceeded the grade level standard. CAASPP ELA data from spring 2021-2022 indicates that 29.8% of all 3rd-8th grade students have met or exceeded the grade level standard. CAASPP Math data from spring 2021-2022 indicates that 13% of all 3rd-8th grade students have met or exceeded the grade level standard. CAASPP Data indicates an overall increase in academic achievement for all Orange Center students. Small group intervention was provided to 45 students in 1st- 4th grades during the 2022-2023 school year, 20% (9) of these students graduated out of the program due to meeting the goal of reading within 2 years of their grade level, and 11% (5) of the students qualified to receive SPED services.

1.5 Special Education Services: In order to provide the necessary support to students who are eligible or who may become eligible for Special Education Services, Orange Center employs two SPED Teachers, and contract a School Psychologist for two days a week, and a Speech Pathologist for 2.5 days a week. District data show that all students who are eligible for special education services received all services outlined in their IEP. When comparing the SPED subgroup to the all-students group in the CAASPP the District has discovered that the distance from the standard for SWD (-98.5) is significantly lower than the all-students group (-49.2).

1.6 Data Analysis and Disaggregation Services & 1.7 Curriculum Mapping: In order to increase academic achievement the District contracted services to disaggregate data and assist with data analysis and review in order to target specific foundational skills. The District provided time for teachers to look at the data and create Curriculum Maps and Assessment Calendars. Through the skilled and purposeful use of student learning data, educators were better able to target the learning needs of each student and differentiate needs accordingly. In particular, our low-income and English Learner data show that our students identified as low-income are performing equally to All students, based on the CAASPP test. When compared to All students, the percentage of students identified as English Learners who met or exceeded standards is lower. The targeted instruction resulted in a 2% increase in ELA and Math achievement as measured on the 2021-2022 CAASPP.

1.8 Supplemental Support for Students (Tutors) & 1.9 Transportation - Intervention Program/ Expanded Learning: A credentialed EL coordinator and classroom teachers, after-school support, and transportation all work together to provide remediation and acceleration activities to students were provided. Our Low Income, Foster Youth, and English Learner students' reading and mathematics skills are brought closer to grade level through intensive support. CAASPP assessment results show that 25.88 % of EL students met or exceeded grade-level standards in reading and 17.57% of EL students met or exceeded grade-level standards in math. CAASPP assessment results show that 29.51% of SED students met or exceed grade-level standards in reading and 13.49% of SED students met or exceeded grade-level standards in math. In particular, our low-income and English Learner data show that our students identified as low-income are performing equally to All students, based on the CAASPP test. When compared to All students, the percentage of students identified as

English Learners who met or exceeded standards is lower although positive gains were met in both ELA and Math for this subgroup when comparing CAASPP scores for the past 2 years. The targeted supplemental instruction resulted in a 2% increase in ELA and Math achievement as measured on the 2021-2022 CAASPP.

1.10 Math Intervention Program- Our Low Income, Foster Youth, and English Learner students' reading and mathematics skills are brought closer to grade level through intensive support tutors and supplemental remediation, intervention, and acceleration practice through Lexia, Power up, Freckle Math, Freckle ELA, and IXL. In particular, our low-income and English Learner data show that our students identified as low-income are performing equally to all students, based on the CAASPP test (2021-2022) When compared to All students, the percentage of students identified as English Learners and Students With Disabilities (SWD) who met or exceeded standards are lower. The targeted supplemental instruction resulted in a 2% increase in ELA and Math achievement as measured on the 2021-2022 CAASPP.

1.13 Supplemental Curriculum- The District provided reading material to supplement the core and allow students to increase their reading proficiency through the STAR Reading/ Accelerated Reading Program. The targeted instruction resulted in a 2% increase in ELA and Math achievement as measured on the 2021-2022 CAASPP.

A description of any changes made to the planned goal, metrics, desired outcomes, or actions for the coming year that resulted from reflections on prior practice.

CAASPP Data for Students with Disabilities was added to the metric based on the differentiated assistance team recognizing a need to bridge the academic achievement gap between all students and SWD.

Action 1:8 was expanded to include summer school costs.

Action 1:12 was expanded to include supplemental curriculum needs for ELA, Math, and Writing.

A report of the Total Estimated Actual Expenditures for last year's actions may be found in the Annual Update Table. A report of the Estimated Actual Percentages of Improved Services for last year's actions may be found in the Contributing Actions Annual Update Table.

Goals and Actions

Goal

Goal #	Description
2	Students and staff will be provided with a clean, healthy, orderly, physically and emotionally safe environment in which to engage, learn and reach their full potential.

An explanation of why the LEA has developed this goal.

When reviewing research regarding attendance, safety, school connectedness, school repair/appearance, and student health, research indicates that attendance, safety, school connectedness, health directly correlate to academic achievement and overall student wellness. As a result of these services, we expect to see an increase in attendance, overall feeling of school connectedness, and an increased feeling of safety overall.

Measuring and Reporting Results

Metric	Baseline	Year 1 Outcome	Year 2 Outcome	Year 3 Outcome	Desired Outcome for 2023–24
Facilities Maintained	2019-20 FIT Score "Good" as measured by annual FITs or SARC review. Information Collected from 2019-20 SARC	FIT score "Good" as measured by 2020-21 SARC.	FIT score "Exemplary" as measured by 2021-22 SARC.		FIT Score "Good" as measured by annual FITs or 2022-23 SARC review.
Attendance	Attendance: 2019-20: (97.03%) Data Source: Schoolwise (District S.I.S.)	Attendance: 2020-21: All: (94.77%) EL: (95.15%) Low Income: This number is not available. Data Source: Schoolwise (District S.I.S.)	Attendance: 2021-22: All: (88%) EL: (89.67%) Low Income: (88.17%) FY: Not reported to protect privacy Data Source: Schoolwise (District S.I.S.)		Attendance: 2022-23 (98%) Data Source: Schoolwise (District S.I.S.)

Metric	Baseline	Year 1 Outcome	Year 2 Outcome	Year 3 Outcome	Desired Outcome for 2023–24
Chronic Absenteeism	2019 Dashboard Chronic Absenteeism: 2018-19 (7.7%) Data Source: 2019 CA Dashboard	Chronic Absenteeism 2020-21: All:(13.1%) EL:(8.3%) Low Income:(13.7%) FY: Not reported to protect privacy Data Source: DataQuest *Adjusted Metrics, Data Source	Chronic Absenteeism 2021-22: All:(48.5%) EL:(38.9%) Low Income:(49.6%) FY: Not reported to protect privacy Data Source: 2022 Ca. Dashboard		2023 Dashboard Chronic Absenteeism: 2022-23: All (7%) EL: (3%) Low Income:(3%) FY: (1%) 2023 Ca. Dashboard Adjusted
M.S. Dropout Rate	Middle School Dropout Rate: (0%) 2019 CA Dashboard	Middle School Dropout Rate: (0%) Data Source: DataQuest *Adjusted Data Source	Middle School Dropout Rate: (0%) Data Source: DataQuest *Adjusted Data Source		Middle School Dropout Rate: (0%) 2023 CA Dashboard *Adjusted Data Source
Suspension Rate	2018-19 : (6.3%) Data Source: 2019 CA Dashboard Suspension Rate	2020-21: All (0%) EL:(0%) Low Income: (0%) FY: Not reported to protect privacy Data Source: DataQuest *Adjusted Data Source	2021-22: All (4.6%) EL:(5.4%) Low Income: (4.5%) FY: Not reported to protect privacy Data Source: California Dashboard		2022-23: All:(3.3%) EL:(1.5%) Low Income:(1.5%) FY:(.3%) Data Source: 2024 CA Dashboard Suspension Rate Adjusted

Metric	Baseline	Year 1 Outcome	Year 2 Outcome	Year 3 Outcome	Desired Outcome for 2023–24
Expulsion Rate	Expulsion Rate 2018-19: (0%) Data Source: Schoolwise (District SIS)	Expulsion Rate 2020-2021: All: (0%) EL:(0%) Low Income: (0%) FY: Not reported to protect privacy Data Source: DataQuest *Adjusted Data Source	Expulsion Rate 2021-2022: All: (0%) EL:(0%) Low Income: (0%) FY: Not reported to protect privacy Data Source: DataQuest *Adjusted Data Source		Expulsion Rate 2022-23: (0%) Data Source: Schoolwise (District SIS) *Adjusted Data Source
School Climate	Data Source: 2020-21 Orange Center Student Survey - 156 Responses I Feel Safe at School Very Safe - 70.45% Somewhat Safe - 16.3% Not Safe - 3.2% Connectedness: Very Connected - 58.3% Somewhat Connected- 36.5% Not Connected - 4.2.% Based on your experience, do you	Data Source: 2021-22 Orange Center Student Survey - 119 Responses I Feel Safe at School: Very Safe - 69.8%% Somewhat Safe - 22.7% Not Safe - 7.5% Connectedness: Very Connected - 50.4%% Somewhat Connected- 34.5 % Not Connected - 15.1% Based on your experience, do you	Data Source: 2022-23 Orange Center Student Survey - 140 Responses I Feel Safe at School: Very Safe - 66.4% Somewhat Safe - 25% Not Safe - 8.6% Connectedness: Very Connected - 53.6% Somewhat Connected- 32.9 % Not Connected - 13.6% Based on your experience, do you		2022-23 Orange Center Student Survey I Feel Safe at School Very Safe - 90% Somewhat Safe - 10% Not Safe - 0% Connectedness: Very Connected - 95% Somewhat Connected- 5% Not Connected - 0.% Based on your experience, do you sometimes feel sad or depressed? Yes - 18% No - 80%

Metric	Baseline	Year 1 Outcome	Year 2 Outcome	Year 3 Outcome	Desired Outcome for 2023–24
	sometimes feel sad or depressed? Yes - 38.5% No - 50% Don't Know - 11.5%	sometimes feel sad or depressed? Yes - 45.4% No - 38.7% Don't Know - 16%	sometimes feel sad or depressed? Yes - 47.1% No - 32.9% Don't Know - 20%		Don't Know - 2%
Parent Comments	<p>Data Source: 2021 Orange Center LCAP Parent Survey - 28 Responses</p> <p>The District effectively addresses attendance and absenteeism: Agree- 96.4% Disagree - 3.6%</p> <p>The school promotes family involvement in school. Strongly Agree - 53.6% Agree - 46.4% Disagree - 0% Strongly Disagree - 0%</p> <p>The school offers a safe, secure and clean learning environment for my child. Strongly Agree - 50%</p>	<p>Data Source: 2022 Orange Center LCAP Parent Survey - 16 Responses</p> <p>The District effectively addresses attendance and absenteeism: Agree- 93.8.8% Disagree - 6.3%</p> <p>The school promotes family involvement in school. Strongly Agree - 73.3% Agree - 26.7% Disagree - 0% Strongly Disagree - 0%</p> <p>The school offers a safe, secure, and clean learning environment for my child.- Strongly Agree 68.8% Agree - 25%</p>	<p>Data Source: 2023 Orange Center LCAP Parent Survey - 12 Responses</p> <p>The District effectively addresses attendance and absenteeism: Agree- 100% Disagree - 0%</p> <p>The school promotes family involvement in school. Strongly Agree - 66.7% Agree - 25% Disagree - 8.3% Strongly Disagree - 0%</p> <p>The school offers a safe, secure, and clean learning environment for my child.- Strongly Agree 25% Agree - 75%</p>		<p>Data Source: 2023 Orange Center LCAP Parent Survey</p> <p>The District effectively addresses attendance and absenteeism:: Agree- 99% Disagree - 1%</p> <p>The school promotes family involvement in school. Strongly Agree - 90% Agree - 10% Disagree - 0% Strongly Disagree - 0%</p> <p>The school offers a safe, secure and clean learning environment for my child.- 89% Agree - 10% Disagree - 1%</p>

Metric	Baseline	Year 1 Outcome	Year 2 Outcome	Year 3 Outcome	Desired Outcome for 2023–24
	<p>Agree - 46.4% Disagree - 3.6% Strongly Disagree - 0%</p> <p>The school provides me with the information and the support I need in order to help my children succeed in school. Strongly Agree - 39.3% Agree - 60.7% Disagree - 0% Strongly Disagree - 0%</p>	<p>Disagree - 0 % Strongly Disagree - 6.3%</p> <p>The school provides me with the information and support I need in order to help my children succeed in school. Strongly Agree - 62.5.3% Agree - 37.5% Disagree - 0% Strongly Disagree - 0%</p>	<p>Disagree - 0 % Strongly Disagree - 0%</p> <p>The school provides me with the information and support I need in order to help my children succeed in school. Strongly Agree - 25% Agree - 66.76% Disagree -8.3% Strongly Disagree - 0%</p>		<p>Strongly Disagree - 0%</p> <p>The school provides me with the information and the support I need in order to help my children succeed in school. Strongly Agree - 80% Agree - 20% Disagree - 0% Strongly Disagree - 0%</p>

Actions

Action #	Title	Description	Total Funds	Contributing
2.1	Home to School Transportation	To ensure student engagement in a rural school home to school transportation is required.	\$252,915.00	No
2.2	Maintenance/Repair to School Facility	To provide a safe and comfortable learning and collaboration environment facilities, furniture, and school grounds must be well maintained. Carpets in two rooms will be replaced, school will be repainted including structural damage repair and replacement of one building roof .	\$515,000.00	No

Action #	Title	Description	Total Funds	Contributing
2.3	Parent Involvement Opportunities	District data indicates a need for increased parent involvement and an increased number of opportunities for students to demonstrate visual and performing art skills, such as: before and after school interventions, student engagement/ attendance/ positive behavior activities, academic awards assemblies, specialized parent meetings, and extracurricular opportunities.	\$10,000.00	No
2.4	Preventative Healthcare Measures- LVN/RSN- - Title 1 Carry Over	<p>Our Low Income, Foster Youth, and English Learner students have the least opportunities to engage in preventative health care experiences in and outside of the regular school day, based on the number of absences due to preventable illnesses and parent reports of children without medical insurance coverage. To improve the physical and mental well-being of our Low Income, Foster Youth, and English Learner students and decrease preventable illnesses, it is essential that access to health and educational supports are provided through professional medical services. Because of this need, the District will provide preventative healthcare measures through a site LVN to assist in disseminating health information, communicating with parents in regards to preventative health/emotional issues and immunizations in order to improve attendance and loss of instructional time for the identified students, in addition to our district registered school nurse who is also accounted for in this action. The school nurse will also promote healthy lifestyles, advocate for the identified students and provide health education. As key members of healthcare teams, they provide our communities with the knowledge needed for healthy living As a result, the district expects to decrease the number of chronically absent students and increase attendance rates for low-income, Foster Youth, and English Learner students, as the program is designed to meet the needs most associated with these students. However, because we expect that all students with high levels of absences, due to preventable illness, will benefit, this action is provided on an LEA-wide basis.</p> <ul style="list-style-type: none"> • Title 1 Carry Over \$20,000.00 	\$109,337.50	Yes

Action #	Title	Description	Total Funds	Contributing
2.5	Positive Behavior Intervention and Support Program-- Title 1 Carry Over	<p>Data indicates that Low Income, Foster Youth, and English Learner students continue to show positive attendance, suspension, and expulsion rates based on the metric section above. The most recent data, reflecting a return to in-person learning, show some declines. Since the inception of this action, five years ago, attendance rates, suspension rates, and expulsion rates have improved according to the CA Department of education dashboard and the district anticipates continued improvement in these areas. Based on a local needs assessment to improve attendance, suspension, and expulsion rates it is essential that students and staff engage in Positive Behavior Intervention and Support Program activities and research-based training that identify students who are in need of academic and behavior programs and intervention, in and outside of the regular school day. Therefore the LEA is committed to supporting PBIS training, activities, and extracurricular events. The focus is on teaching and promoting positive behaviors. By building on these positive behaviors, escalations into discipline are reduced. These practices provide Low Income, Foster Youth, and English Learner students and staff the opportunity to identify which of the identified students are in need of behavioral support, and social-emotional tools, and will greater educational and behavioral support. As a result, we expect that attendance rates, suspension rates, and expulsion rates for low-income, Foster Youth, and English Learner students will continue to improve. The program is designed to meet the needs most associated with these students. However, because we expect that all students will benefit, this action is provided on an LEA-wide basis.</p> <p>Title 1 Carry Over \$15,000.00</p>	\$19,155.72	Yes

Action #	Title	Description	Total Funds	Contributing
2.6	Supplemental Services- Socio-Emotional Health	OC's Student survey indicates that Low Income, Foster Youth, and English Learner students show a need for opportunities to engage in activities that assist those who are in need of social skills and counseling services, in and outside of the regular school day. The pandemic has left many of our Low Income, Foster Youth, and English Learner students feeling isolated and in need of connecting and processing subsequent stress and has caused issues with attendance for some students. Based on these needs, services such as social skills counseling, counseling, behavior intervention, and socio-emotional needs support need to be provided. In addition, the District will provide supplemental services through district psychology services in providing social skills and counseling services (Tiger Talks and Behavior Academies). These services are in addition to the core scheduled 2 days. These practices provide students and staff the opportunity to identify the Low Income, Foster Youth, and English Learner students in need of behavioral support and will provide greater educational access because these services will increase self-awareness, learning to learn skills, and positive behaviors both in and out of the classroom. In addition to providing referrals to outside agencies and we will communicate with parents in regard to socio-emotional issues in order to ensure that the skills and tools that the identified students learn at school can be supported by families at home. As a result, we expect that attendance rates and OC student survey data for low-income, Foster Youth, and English Learner students will improve significantly. The program is designed to meet the needs most associated with these students. However, because we expect that all students will benefit, this action is provided on an LEA-wide basis.	\$19,000.00	Yes
2.7	SEL Curriculum & Support Materials- Title 1 Carry Over	According to the Orange Center Student Survey, many of our Low Income, English learners, and Foster Youth students have experienced a feeling of depression, sadness, or the feeling of not being important. A local needs assessment shows that these students do not have the opportunity to engage in activities that develop social skills, self-regulation, and coping strategies, in and outside of the	\$50,000.00	Yes

Action #	Title	Description	Total Funds	Contributing
		regular school day. Because of this need, the District will provide teachers with an SEL curriculum and support materials allowing them to provide lessons to develop social skills and coping strategies when needed for English Learners, Foster Youth, and Low-Income students. Educational partners have communicated that English Learners, Foster Youth, and Low-Income students with the ability to self-regulate, (an important SEL skill), are less likely to get frustrated or angry when they face obstacles. Through the use of the SEL curriculum, teachers can support the identified students with tools and support and a greater sense of belonging by ensuring there is time and a safe place within the classroom to have meaningful conversations about feelings. This action is designed to meet the needs most associated with the needs of our Low Income, English learners, and Foster Youth students. However, we expect that all students struggling with a sense of belonging, depression, and sadness will benefit, this action is being provided on an LEA bases. As a result, the district expects to see a decrease in the number of students feeling depressed or sad as measured by OC's Student survey for Low Income, English learners, and Foster Youth students. Title 1 Carry Over \$10,000.00		
2.8	California Healthy Youth Act Course	The District is required to provide a CHYA- California Healthy Youth Act course for students in one of their middle school years. Because of this requirement, the District will provide a CHYA course for students in the 7th grade. As a result, we expect to meet the state requirement.	\$4,500.00	No
2.9	TIP Officer	According to local data and CALPADS reports, the District has noticed an increase in absences throughout the 2021-2022 school year for our Low Income, Foster Youth and English learners. A local needs assessment indicates that by having a dedicated person to engage the identified students and families around barriers to attendance and engagement, the school will be better able to support specific needs	\$8,000.00	Yes

Action #	Title	Description	Total Funds	Contributing
		and connect resources. Because of this need, the District will contract services through FCSS for a TIP officer who will assist with communicating with parents, providing home visits, and identifying factors for Low Income, Foster Youth, and English learner student absences and lack of engagement. Targeted support in this area will help reinforce attendance policies and will help parents of Low Income, Foster Youth and English learners receive assistance regarding barriers to school attendance and the unique needs and supports of each identified student and their family. This action is designed to meet the unique needs of Low Income, Foster Youth, and English learner students, however, we expect that all students struggling with regular school attendance will benefit. As a result, the district expects to see a decrease in absences as reported according to local data and CALPADS reports for Low Income, English learners, and Foster Youth students.		
2.10	FCSS RN Contract-Supplemental Days and Supplemental Custodial Services	Our Low Income, Foster Youth, and English Learner students have the least opportunities to engage in preventative health care experiences in and outside of the regular school day, based on the number of absences due to preventable illnesses and parent reports of children without medical insurance coverage. To improve the physical and mental well-being of our Low Income, Foster Youth, and English Learner students and decrease preventable illnesses, it is essential that access to health and educational supports are provided through professional medical and janitorial services. Because of this increased need due to the COVID-19 pandemic, the District will provide preventative healthcare measures through increased services from our FCSS Registered School Nurse to assist in disseminating health information, communicating with parents in regards to preventative health/emotional issues, and immunizations in order to improve attendance and loss of instructional time for the identified students, in addition to our mandated district registered school nurse contracted days and will provide increased cleaning and preventative maintenance services. As a result, the district expects to decrease the number of chronically absent students and increase attendance rates	\$53,429.00	Yes

Action #	Title	Description	Total Funds	Contributing
		for low-income, Foster Youth, and English Learner students, as the program is designed to meet the needs most associated with these students. However, because we expect that all students with high levels of absences, due to preventable illness, will benefit, this action is provided on an LEA-wide basis.		
2.11	Supplemental PE Curriculum	<p>According to the Orange Center Student Survey, many of our Low-Income English learners and Foster Youth students have experienced a feeling of depression, sadness, or the feeling of not being important. A local needs assessment shows that these students do not have the opportunity to engage in activities that develop social skills, self-regulation, and coping strategies, in and outside of the regular school day. Because of this need, the District will provide teachers with a supplemental PE curriculum and support materials, allowing them to provide lessons to develop social skills and coping strategies when needed for English Learners, Foster Youth, and Low-Income students. Educational partners have communicated that English Learners, Foster Youth, and Low-Income students with the ability to self-regulate (an important SEL skill) are less likely to get frustrated or angry when they face obstacles and tasks that require cooperation and communication to achieve a task. Through the use of the PE curriculum, teachers can support the identified students with tools and support and a greater sense of belonging by ensuring there is time and a safe place within the classroom to have meaningful physical activities that require social skills. This action is designed to meet the needs most associated with the needs of our Low Income English learners and Foster Youth students. However, we expect that all students struggling with a sense of belonging, social skills, depression, and sadness will benefit; this action is being provided on an LEA bases. As a result, we expect a decrease in the number of students feeling depressed or sad as measured by OC's Student survey for Low Income, English learners, and Foster Youth students.</p>	\$2,000.00	Yes

Action #	Title	Description	Total Funds	Contributing
2.12	Classroom Furniture	The District will purchase and replace student desks/tables that have become damaged, due to increased moisture from cleaning.	\$0.00	No
2.13	Outdoor Seating	The District will purchase outdoor seating, in order to be able to provide students with rally's and assemblies in an outdoor setting in order to decrease the chances of transmission of COVID 19 or other illnesses.	\$0.00	No
2.14	Social Emotional Education - Supplemental Materials- Title 1 Carry Over	The District will purchase Social Emotional Learning supplemental materials, such as class sets of books that pair with the Rethink curriculum, materials, and supplies for support lessons, in order to provide all students with engaging activities that will decrease signs of stress in students and increase social interaction between staff and students, in order to address identified areas of SEL need. Title 1 Carry Over \$5,000.00	\$5,000.00	No
2.15	Safe Space Initiative	According to the Orange Center Student Survey, 45% of all students have indicated that they have sad or depressed, this includes many of our Low Income, English learners, and Foster Youth students. A local needs assessment shows that these students do not have the opportunity to engage in activities that develop social skills, self-regulation, and coping strategies, in and outside of the regular school day. Because of this need, the District will create a safe space initiative in order to provide a safe and relaxing space in classrooms and common areas to promote social skills and coping strategies when needed for English Learners, Foster Youth, and Low-Income students. Educational partners have communicated that English Learners, Foster Youth, and Low-Income students with the ability to self-regulate, (an important SEL skill), are less likely to get frustrated or angry when they have an opportunity to take a moment to compose themselves. Through the use of safe spaces, teachers can support the	\$32,000.00	Yes

Action #	Title	Description	Total Funds	Contributing
		identified students with tools and support and a greater sense of belonging and self-control. This action is designed to meet the needs most associated with the needs of our Low Income, English learners, and Foster Youth students. However, we expect that all students struggling with a sense of belonging, social skills, depression, and sadness will benefit, this action is being provided on an LEA bases. As a result, we expect the District expects to see a decrease in the number of students feeling depressed or sad as measured by OC's Student survey for Low Income, English learners, and Foster Youth students.		
2.16	New Play Structure	<p>After the pandemic, our Low-Income students and English Learners are coping with emotional and mental traumas. Input from educational partners and anecdotal information since the return to school in Spring 2021 highlights the need to provide students with social-emotional support. A critical component of student success is a positive school climate that engages students in learning and encourages regular attendance. The most recent student survey data show that the percentage of students who indicated that they sometimes feel sad or depressed has increased, along with our high level of chronic absenteeism data are directly related to the traumas experienced during the pandemic and the continued need to address those feelings with social and emotional supports and to do everything possible to increase Low-Income students' engagement in school. An examination of students' surveys, parent feedback, and a local needs assessment shows students are still experiencing social-emotional difficulties, which also negatively impacts regular attendance. The needs assessment revealed a need to increase resources to expand cooperative learning opportunities for low-income and English learners.</p> <p>To support improved student outcomes in Chronic Absenteeism, attendance rates, and students' feelings of school safety and connectedness, and to close gaps in state and local measures, the District will create school environments that support our identified students by expanding the playground area as well as increasing</p>	\$487,291.57	Yes

Action #	Title	Description	Total Funds	Contributing
		<p>access to additional play equipment. Our low-income students live in the surrounding rural farming areas and do not have access to community parks or playgrounds. As our low-income students have limited access to playgrounds or equipment outside schools, this will allow more students to participate in play activities without having to rotate or take turns as often when using equipment during school hours and provide them with access to play equipment during the afterschool program. Expanded and inviting school playgrounds will encourage students to become engaged and increase the feelings of school connectedness that are lacking among our Low-income students through increased opportunities to practice learning how to play with others through compromise, conflict resolution, and sharing, social skills such as taking turns and peer communication, interactions with caring adults, and increased recreation. Increasing engagement will allow students to stay connected with the educational setting and increase their opportunity to receive additional services and support needed, as they increasingly interact with caring adults such as coaches, teachers, aids, and community volunteers. We expect that expanding access to the playground area will increase the attendance of Low-Income and English Learners, decrease chronic absenteeism, positively affect the student survey outcomes for school connectedness, and increase access rates during PE and supplemental extracurricular activity time. This should also result in an overall improvement in student behavior and school climate as measured by the metrics associated with this goal.</p>		
2.17	Community Schools Liaison- Title 1 Carry Over	<p>Based on Educational Partner Feedback, our community supported Orange Center by applying and partaking in The California Community Schools Partnership Program (CCSPP). This program aims to support the school's efforts to partner with community agencies and local governments to align community resources to improve student outcomes. This partnership focuses on academics, health, social services, youth and community development, and community engagement. After reviewing data based on our DA eligibility,</p>	\$153,000.00	Yes

Action #	Title	Description	Total Funds	Contributing
		<p>CAASPP, Chronic Absenteeism, and Suspension rate data for English Learners and Low-income students, the district looked at ways to best support the community. Based on a local needs assessment and educational partner feedback, Orange Center determined that there needed to be an increase in the amount of community outreach and support to help improve access and resources for the identified students and families. These additional resources and Liaison is designed to increase the district's ability to provide support, connectedness, and engagement for families, particularly those families that are typically underrepresented, by facilitating parent-school communication, conducting home visits, and parent education classes, and providing assistance at parent/teacher meetings, etc. These services are expected to be effective because studies show there is a positive correlation between parental engagement at school, positive school climate and culture, and improved student performance. The district expects that these services will positively impact local assessment data for ELA and math as well as CAASPP ELA and Math, attendance, and suspension rates scores for English learners and low-income students. This action is designed to meet the needs most associated with the identified students. However, because we expect all students struggling academically will benefit, this action is provided on a LEA wide basis.</p> <p>Title 1 Carry Over \$30,000.00</p>		
2.18	Snacks for TK/Kinder Students	<p>Educational partners expressed the need to provide Tk/kindergarten students with additional nutrient resources during the school day. Local data shows that our low-income and English learner students' absence of snacks at school or choosing unhealthy items to snack on significantly impacts their learning and behavior during the school day. Research shows that children need a steady supply of nutrients to fuel their bodies and brains so that they grow and develop correctly. To address this need, Orange Center will provide a snack for the identified students to support body and brain development better during the school day. By providing snacks, we expect the identified</p>	\$10,000.00	Yes

Action #	Title	Description	Total Funds	Contributing
		students to be more efficient problem-solving skills and stronger mental recall. Nutritious snacks are important to a balanced diet, especially during long school days. The district expects these services to positively impact local assessment data for ELA and math and attendance rates for English learners and low-income students. This action is designed to meet the needs most associated with the identified students. However, because we expect all students struggling will benefit, this action is provided on a LEAwide basis.		

Goal Analysis [2022-23]

An analysis of how this goal was carried out in the previous year.

A description of any substantive differences in planned actions and actual implementation of these actions.

Goal 2: Students and staff will be provided with a clean, healthy, orderly, physically and emotionally safe environment in which to engage, learn and reach their full potential. All actions within this goal contributed to increasing students' overall sense of physical and emotional safety, especially those of our English Learners, low-income, and foster youth students.

2.1 Home-to-School Transportation: This action was implemented as expected. Rural school home-to-school transportation was provided by Orange Center staff and will continue to provide home-to-school transportation.

2.2 Maintenance/Repair to School Facility: This action was implemented as expected. Facilities, furniture, and school grounds were well maintained. Staff continued to monitor the school environment and repaired the facility.

2.3 Parent Involvement Opportunities: This action was implemented as expected. Parent Involvement opportunities were provided through administration and parent engagement team offerings.

2.4 Preventative Healthcare Measures- LVN: This action was implemented as expected. A credentialed LVN continued to support students and parents by providing preventative care and education.

2.5 Positive Behavior Intervention and Support Program: This action was implemented. The PBIS team continued to provide Positive Behavior Intervention and support activities.

2.6 Supplemental Services- Socio-emotional Health: This action was implemented. The School Psychologist continued to provide SEL and Behavior Intervention and support activities for identified students.

2.7 SEL Curriculum & Support Materials: This action was implemented. Site teachers and administration continued to provide SEL and Behavior Intervention lessons, and support activities for students.

2.8 California Healthy Youth Act Course: This action was implemented. Through a contract with FCSS, the district continued to provide lessons and resources required by the Healthy Youth Act Course for students.

2.9 TIP Officer: This action was implemented. Through a contract with FCSS, the district continued to provide support and guidance to district parents and administration through the collaboration of a TIP officer.

2.10 FCSS RN Contract- Supplemental Days. This action was implemented as expected. A credentialed RSN continued to support students and parents by providing preventative care and education.

2.11 Supplemental PE Curriculum. This action was implemented as expected. P.E. materials and curriculum were provided.

2.12 Classroom Furniture. This action was implemented as expected. Classroom furniture was provided.

2.13 Outdoor Seating. This action was implemented as expected. Outdoor seating was provided.

2.14: Social-Emotional Education. This action was implemented as expected. Site teachers and administration continued to provide SEL and Behavior Intervention lessons, and support activities for students.

2.15 Safe Space Initiative. This action was implemented as expected. Flexible seating, materials, and supplies were provided.

Overall Successes: All actions were implemented as expected. Targeted students were able to benefit from the support provided to students and families through the additional LVN and RSN contracts, with respect to communication, testing, and preventative measures in order to increase attendance. Parents and students were able to receive medical support information, vaccines, and COVID testing on-site which provided increased opportunities for medical services. The PBIS team was able to implement positive behavior initiatives to help improve negative behaviors by focusing on desired behaviors. The District has completed a facilities maintenance plan, in order to prioritize needed improvements, campus-wide. The District was able to successfully implement an SEL program on campus, using student, self-evaluation surveys, in order to provide SEL lessons that focus on our student's needs based on state-identified domains.

Overall Challenges: The District provided all actions however, due to a large number of students who were required to quarantine due to COVID-19 infection or exposure throughout the first 4 months of the school year, efforts towards improving attendance were difficult. Absences were often indicated to be due to illness. The Tip Officer worked with the district designees to communicate with parents regarding unexcused absences and tardies and truancy.

An explanation of material differences between Budgeted Expenditures and Estimated Actual Expenditures and/or Planned Percentages of Improved Services and Estimated Actual Percentages of Improved Services.

The District has identified material differences due to various reasons in the actions listed:

2.1 Home-to-School Transportation- This action was implemented as expected, the District spent under the amount budgeted for this action due to uncertainties of transportation requirements due to COVID and fuel costs.

2.2 Maintenance/Repair to School Facility: This action was implemented as expected, the District spent over the budgeted amount for this action. This action was supported through the use of other one-time federal dollars.

2.4 Preventative Healthcare Measures- LVN: This action was implemented as expected. The District spent under the budgeted amount for this action.

2.3 Parent Involvement Opportunities - This action was implemented as expected. The district spent over the budgeted amount for this action.

2.5 Positive Behavior Intervention and Support Program: This action was implemented as expected, and the District spent under the budget for this action. The District utilized one-time federal dollars/funds from other unused dollars to support the increased need.

2.7 SEL Curriculum & Support Materials: This action was implemented as expected, and the District spent under the budget for this action. The District utilized one-time federal dollars/funds from other unused dollars to support the increased need.

2.11 Supplemental PE Curriculum. This action was implemented as expected, and the District spent under the budget for this action.

2.10 FCSS RN Contract- Supplemental Days. This action was implemented as expected. This action was supported through the use of other one-time federal dollars.

2.12 Classroom Furniture. This action was implemented as expected, and the District spent under the budget for this action. This action was supported through the use of other one-time federal dollars.

2.14: Social-Emotional Education. This action was implemented as expected, and the District spent under the budget for this action. This action was supported through the use of other one-time federal dollars.

2.15 Safe Space Initiative. This action was implemented as expected, and the District spent under the budget for this action. This action was supported through the use of other one-time federal dollars.

An explanation of how effective the specific actions were in making progress toward the goal.

Goal 2: Students and staff will be provided with a clean, healthy, orderly, physically and emotionally safe environment in which to engage, learn and reach their full potential. All actions within this goal contribute to increasing students' overall sense of physical and emotional safety, especially those of our English Learners, low-income, and foster youth students implemented based on the data listed above the district has seen a higher percentage of students who feel safe at school and an increase in parent engagement opportunities and participation from parents, however, we have recorded a slight increase in the percentage of students who reported feeling depressed. Due to increased absences because of illness, it was difficult to reach all students with actions that were provided, however, the district will continue to implement all actions.

2.1 Home-to-School Transportation: To ensure student engagement in a rural school home to school transportation is required. The District provided transportation to 100% of our in-district students.

2.2 Maintenance/Repair to School Facility: To provide safe and comfortable learning and collaboration environment facilities, furniture, and school grounds must be well maintained. District data shows the FIT score of "Good" as measured by 2021-22 SARC.

2.3 Parent Involvement Opportunities: This action provides increased parent involvement and an increased number of opportunities for students to demonstrate visual and performing art skills. The District provided parent engagement opportunities this year, such as folkloric dance performances, academic awards nights, parent engagement and family learning nights, winter program, fall cultural night activities, family reading nights a spring play, open house and back-to-school nights.

2.4 Preventative Healthcare Measures- LVN & 2.5 Positive Behavior Intervention and Support Program & 2.6 Supplemental Services- Socioemotional Health & 2.7 SEL Curriculum & Support Materials. & 2.9 TIP Officer & 2.10 FCSS RN Contract- Supplemental Day & 2.11 Supplemental PE Curriculum & 2.12 Classroom Furniture & 2.13 Outdoor Seating & 2.14 Social-Emotional Education & 2.15 Safe Space Initiative: Social-Emotional Education . The District provided these services as planned. These actions work together to improve the physical and mental well-being of our Low Income, Foster Youth, and English Learner students. The District's chronic absenteeism data shows that the number of students who were chronically absent has increased by 25%. The District's attendance rate data shows a 6% decrease in attendance rates. The District's suspension rate data shows that the number of suspensions has increased when compared to the previous year. Due to the COVID-19 pandemic restrictions being lifted in the middle of the academic year, the District expects this data to normalize, as the return to school, and attendance requirements, are returning to previously expected norms.

2.8 California Healthy Youth Act Course: The District provides a CHYA- California Healthy Youth Act course for students in one of their middle school years. LEA data shows that the District met the state requirement in alignment with CHYA.

A description of any changes made to the planned goal, metrics, desired outcomes, or actions for the coming year that resulted from reflections on prior practice.

Action 2.9 - This action was paid with one time funding in the 22-23 school year, and will be paid with LCFF funds and will continue to contribute towards supporting our EL, and FY students.

Actions 2.16, 2.17, and 2.18 were added based on Educational Partner Feedback.

Action 2.10 FCSS RN Contract- Supplemental Days and Supplemental Custodial Services was updated to include supplemental custodial needs in order to assure that proper disinfecting can take place at the end of each school day.

A report of the Total Estimated Actual Expenditures for last year's actions may be found in the Annual Update Table. A report of the Estimated Actual Percentages of Improved Services for last year's actions may be found in the Contributing Actions Annual Update Table.

Goals and Actions

Goal

Goal #	Description
3	Every student will receive rigorous, research based instruction aligned to Common Core State Standards. All English Learners will receive English Language Development (ELD) that is aligned to the current ELD standards. The District anticipates that through the implementation of the planned actions, that the District EL Reclassification rates will improve.

An explanation of why the LEA has developed this goal.

When reviewing data for all students at Orange Center School, data indicates that there is a low number of students who are meeting grade level standards in ELA and Mathematics. In order to increase academic achievement, research indicates that hands on lessons and experiences is necessary, when delivering the Common Core Standards and ELD lessons. As a result we expect to see increased academic achievement for all students as measured by CAASPP Math and ELA, as well as increased percentages of ELs making annual growth in the ELPAC.

Measuring and Reporting Results

Metric	Baseline	Year 1 Outcome	Year 2 Outcome	Year 3 Outcome	Desired Outcome for 2023–24
Retain fully credentialed teachers with no misassignments nor vacancies.	<p>Data Source: Orange Center 2020-21 school year staffing list: 2 Interns 1 STSP 0/21 misassignments 0/21 vacancies</p> <p>Data Source: School year staffing list</p>	<p>Data Source: Orange Center 2021-22 school year staffing list: 3 Interns 1 STSP 1 PIP 1/21 misassignments 0/21 vacancies</p> <p>Data Source: School year staffing list</p>	<p>Data Source: Orange Center 2022-23 school year staffing list: 2 Interns 1 STSP 1 PIP</p> <p>Data Source: School year staffing list</p>		<p>Orange Center 2022-23 school year staffing list: 0 Interns 0 STSP 0 Mis-assignments 0 Vacancies</p>

Metric	Baseline	Year 1 Outcome	Year 2 Outcome	Year 3 Outcome	Desired Outcome for 2023–24
EL Reclassification Rate	Baseline: 8.7% Data Year: 2019-2020 Data Source: DataQuest	Data Year: 2021-22 5.5% Data Source: DataQuest	Data Year: 2022-23 8.3% Data Source: DataQuest		Baseline: 15% Data Year: 2022-2023 Data Source: Dataquest
Access to standards aligned instructional materials	100% Data Year: 2020-21 Data Source: 2021-22 SARC	100% Data Year: 2020-21 Data Source: 2021-22 SARC	100% Data Year 2022-23 Data Source: 2021-22 SARC		100% Data Year: 2023-24 Data Source: 2024-25 SARC

Actions

Action #	Title	Description	Total Funds	Contributing
3.1	Provide Hands on Learning & STEAM Experiences- Title 1 Carry Over	Our Low Income, Foster Youth, and English Learner students show the most opportunity for continued academic improvement, based on CAASPP ELA and math Data as demonstrated in the metrics above. Our EL students continue to score lower than All Students on the ELA and Math CAASP and our LI students have not yet reached our district's desired outcomes for that subgroup. Additionally, less than 15% of EL students are scoring in the "well-developed" range on the ELPAC. A local needs assessment revealed that one of the causes of low achievement is a lack of engagement in learning. Based on the rural location of our school, we know that our LI, FY, and EL students have fewer opportunities to engage in experiential learning opportunities and STEAM experiences which can help increase engagement in learning. Orange Center will provide hands-on STEAM learning experiences, including field trips, within the school day, aligned to t CC standards as part of a rigorous broad course of study. The District will provide a STEAM educational	\$18,101.48	Yes

Action #	Title	Description	Total Funds	Contributing
		<p>approach to learning that uses Science, Technology, Engineering, the Arts, and Mathematics as access points for guiding Low Income, Foster Youth, and English Learner students' inquiry, dialogue, and critical thinking. This will support the identified students to take thoughtful risks, engage in experiential learning, and persist in problem-solving while at school. This action is designed to meet the unique needs of Low Income, Foster Youth, and English learner students, however, because we expect that all students will benefit, this action is being provided on an LEA-wide basis. As a result, The LEA expects to see increased academic achievement for all Low Income, Foster Youth, and English Learner students as measured by CAASPP Math and ELA as well as increased percentages of ELs making annual growth in the ELPAC.</p> <p>Title 1 Carry Over \$13,101.48</p>		
3.2	Professional Learning: CC Standards, MTSS & PLC's	<p>Our Low Income, Foster Youth, and English Learner students show the most opportunity for continued academic improvement, based on CAASPP ELA and math Data as demonstrated in the metrics above. Our EL students continue to score lower than All Students on the ELA and Math CAASP and our LI students have not yet reached our district's desired outcomes for that subgroup Therefore the LEA is committed to providing researched-based best practices to develop new instructional strategies in the area of student engagement, technology integration, MTSS, PLC's, and CC integration through the use of Guided Reading and the Writing Process and other ELA standards. These instructional practices provide greater educational access and are key to meeting the needs of each individual student, especially the Low Income, Foster Youth, and English Learner students. This action is designed to meet the unique academic needs of Low Income, Foster Youth, and English learner students, however, we expect that all students needing additional academic support will benefit from this action being provided on an LEA basis. As a result, The LEA expects to see increased academic achievement for all Low</p>	\$14,715.12	Yes

Action #	Title	Description	Total Funds	Contributing
		Income, Foster Youth, and English Learner students as measured by CAASPP Math and ELA.		
3.3	Supplemental Materials: STEAM	<p>Our Low Income, Foster Youth, and English Learner students show the most opportunity for continued academic improvement, based on CAASPP ELA and math Data as demonstrated in the metrics above. Our EL students continue to score lower than All Students on the ELA and Math CAASP and our LI students have not yet reached our district's desired outcomes for that subgroup. Additionally, less than 15% of EL students are scoring in the "well developed" range on the ELPAC. A local</p> <p>needs assessment revealed that one of the causes of low achievement is a lack of engagement in learning. Orange Center will allocate resources to provide supplemental instructional material needed to support STEAM learning lessons so that the identified students can fully participate in a STEAM educational approach to learning that uses Science, Technology, Engineering, the Arts, and Mathematics as access points for guiding Low Income, Foster Youth, and English Learner students' inquiry, dialogue, and critical thinking. This will support the identified students to take thoughtful risks, engage in experiential learning, and persist in problem-solving while at school. This action is designed to meet the unique needs of Low Income, Foster Youth, and English learner students, however, because we expect that all students will benefit, this action is being provided on an LEA-wide basis. As a result, The LEA expects to see increased academic achievement for all Low Income, Foster Youth, and English Learner students as measured by CAASPP Math and ELA as well as increased percentages of ELs making annual growth in the ELPAC.</p>	\$54,857.41	Yes
3.4	State Adopted Curriculum	State law requires that all students have access to a state-adopted core curriculum. Because of this need, the District will purchase state	\$45,000.00	No

Action #	Title	Description	Total Funds	Contributing
		adopted curriculum in order to provide students with CC standards-based materials and in order for the district to offer a rigorous broad course of study. As a result, we expect to see increased academic achievement for all students as measured by CAASPP Math and ELA as well as increased percentages of ELs making annual growth in the ELPAC.		

Goal Analysis [2022-23]

An analysis of how this goal was carried out in the previous year.

A description of any substantive differences in planned actions and actual implementation of these actions.

Goal 3: Every student will receive rigorous, research-based instruction aligned to Common Core State Standards. All English Learners received English Language Development (ELD) that is aligned with the current ELD standards. The District provided instruction as indicated in this goal. While reclassification rates did not improve as anticipated, we believe that these were impacted by returning to school after the pandemic and that the best course of action is to implement the actions as planned.

3.1 Provide Hands-on Learning & STEAM Experiences: General education teachers continued to integrate hands-on learning and STEAM experience in the area of STEAM in their lessons.

3.2 Professional Learning: This action was implemented as expected. The offered professional development focused on common core and ELD standards to increase student academic achievement.

3.3 Supplemental Materials: This action was implemented as expected. STEAM materials were provided.

3.4 State-Adopted Curriculum This action was implemented. The District provided all teachers and students with access to all core academic curricula and teachers' editions.

Overall Successes: The District was able to provide teachers with the opportunity to order all material resources listed in order to support the actions above.

Overall Challenges: The District provided opportunities for all students to receive rigorous research-based instruction that is aligned with the Common Core Standards however, due to a high number of absences, due to illness and quarantine earlier in the academic year, it was challenging to incorporate supplemental lessons and activities into planned lessons.

An explanation of material differences between Budgeted Expenditures and Estimated Actual Expenditures and/or Planned Percentages of Improved Services and Estimated Actual Percentages of Improved Services.

The District has identified material differences due to various reasons in the actions listed:

3.1 Provide Hands-on Learning & STEAM Experiences: This action was implemented as expected. The District spent under the amount budgeted for this action. To the extent possible, the staff was able to provide STEAM Experiences.

3.2 Professional Learning: CC Standards Although this action was implemented as expected and the services were rendered, the District spent under the budget for this action. The District has not been billed for all of the services performed in the 2022-2023 school year. The District expects to book a liability and outstanding amounts upon receipt of the bill.

3.3 Supplemental Materials: This action was implemented as expected, the District spent over the amount budgeted for this action.

3.4 State Adopted Curriculum: This action was implemented as expected, The District spent under the amount budgeted for this action. The District provided all materials to students required, however, the District overbudgeted in this area. The supplemental materials provided were funded through other one-time federal dollars.

An explanation of how effective the specific actions were in making progress toward the goal.

Goal 3: Every student will receive rigorous, research-based instruction aligned to Common Core State Standards. All English Learners will receive English Language Development (ELD) that is aligned with the current ELD standards.

OC reclassification rates did improve as anticipated, we believe that the reclassification rate was positively impacted by the actions and services funded through this goal and that the best course of action is to continue to implement the actions as planned.

We anticipate that EL Reclassification rates will continue to improve. Due to the COVID-19 pandemic, a high number of students were absent from school throughout the year when compared to historical data making it difficult to measure academic growth. The District will continue to implement this action.

Orange Center saw an increase in 2022 CAASPP scores in ELA and Math for all students as well as for English Learners. We attribute this to teachers participating in professional learning opportunities and implementing the strategies learned to address student needs across the educational environment and lessons, the district's ability to provide reading intervention to designated students in grades 1-8, access for remediation and acceleration through district-adopted programs for all EO and Dual Immersion classrooms, an initiative to assure a one-to-one ratio of devices to students; each and every Orange Center Elementary School student from TK-8th grade has a device assigned to them during the school day. Families had the opportunity to check out devices this school year to extend learning past the school day.

3.1 Provide Hands-on Learning & STEAM Experiences: All grade levels participated in field trips that exposed students to hands-on learning & STEAM experiences, as COVID restrictions allowed.

3.2 Professional Learning: CC Standards: All teachers on staff participated in monthly professional development opportunities to learn how to best deliver instruction in the area of common Core Standards to students.

3.3 Supplemental Materials: STEAM: All teachers were provided with materials in order to deliver STEAM lessons to students.

3.4 State-Adopted Curriculum: One hundred percent of students and teachers were provided with a state-adopted core curriculum and teaching guides and materials.

A description of any changes made to the planned goal, metrics, desired outcomes, or actions for the coming year that resulted from reflections on prior practice.

In order to better identify academic needs for our students and to meet all state requirements, the District added data in the Metric table to address EL Reclassification Rate and Access to Standards-Aligned Instructional Materials, in the spirit of transparency as the district works to increase the number of students who are making positive gains in that area.

A report of the Total Estimated Actual Expenditures for last year's actions may be found in the Annual Update Table. A report of the Estimated Actual Percentages of Improved Services for last year's actions may be found in the Contributing Actions Annual Update Table.

Goals and Actions

Goal

Goal #	Description
4	Increase the number of parents, family and community education partner that participate in activities that are directly related to the educational experiences of their students

An explanation of why the LEA has developed this goal.

Data from recent parent surveys indicate families of all students need opportunities to become aware of vital school information and ways to support their children surrounding academic and educational topics. In order to increase parent participation, the District must increase support and opportunities to facilitate increased participation in school-sponsored meetings and activities. The District will increase parent engagement attendance by providing multiple ways of communicating information regarding said activities. As a result, we expect to see increased academic achievement for all students as measured by CAASPP math and ELA scores as well as increased percentages of ELs making annual growth in the ELPAC.

Measuring and Reporting Results

Metric	Baseline	Year 1 Outcome	Year 2 Outcome	Year 3 Outcome	Desired Outcome for 2023–24
Parent Involvement/Suggestions	<p>Data Source: 2021 Orange Center LCAP Parent Survey - 28 Responses</p> <p>The school promotes family involvement in school. Strongly Agree - 53.6% Agree - 46.4% Disagree - 0% Strongly Disagree - 0%</p>	<p>Data Source: 2022 Orange Center LCAP Parent Survey - 15 Responses</p> <p>The school promotes family involvement in school. Strongly Agree - 73.3% Agree - 26.7% Disagree - 0% Strongly Disagree - 0%</p>	<p>Data Source: 2023 Orange Center LCAP Parent Survey - 12 Responses</p> <p>The school promotes family involvement in school. Strongly Agree - 66.7% Agree - 225% Disagree - 8.3% Strongly Disagree - 0%</p>		<p>Orange Center LCAP Parent Survey</p> <p>The school promotes family involvement in school. Strongly Agree - 90% Agree - 10% Disagree - 0% Strongly Disagree - 0%</p> <p>The school distributes information about</p>

Metric	Baseline	Year 1 Outcome	Year 2 Outcome	Year 3 Outcome	Desired Outcome for 2023–24
	<p>The school distributes information about community programs for families.</p> <p>Strongly Agree - 53.6%</p> <p>Agree - 42.9%</p> <p>Disagree - 3.6%</p> <p>Strongly Disagree - 0%</p>	<p>The school distributes information about community programs for families.</p> <p>Strongly Agree - 73.3%</p> <p>Agree - 26.7%</p> <p>Disagree - 0%</p> <p>Strongly Disagree - 0%</p>	<p>The school distributes information about community programs for families.</p> <p>Strongly Agree - 25%</p> <p>Agree - 75%</p> <p>Disagree - 0%</p> <p>Strongly Disagree - 0%</p> <p>What types of training/ Support would you attend, if available:</p> <p>Bully Prevention- 50%</p> <p>Mental Health/ Suicide Prevention - 41.7%</p> <p>College and Career REadinbess 33.3%</p>		<p>community programs for families.</p> <p>Strongly Agree - 53.6%</p> <p>Agree - 42.9%</p> <p>Disagree - 3.6%</p> <p>Strongly Disagree - 0%</p>

Actions

Action #	Title	Description	Total Funds	Contributing
4.1	Parent Engagement Activities - Title I	<p>According to parent surveys, families of Low Income, English learners, and Foster Youth children, are in great need of strategies to help children with Social-Emotional topics, homework, and academic content while at home. A local analysis revealed that Parent Engagement Activities are needed to help parents learn how to best support their children in order to be successful in all academic areas. The following areas were identified in the parent survey as areas of interest for OC parents: Study Skills, Computer Skills, Health/Nutrition, Bully Prevention, Mental Health, and Suicide Prevention. The District will allocate funds to support the Superintendent/Principal, the Parent Engagement Team of teachers, and support staff that will provide</p>	\$58,322.28	Yes

Action #	Title	Description	Total Funds	Contributing
		<p>parents in providing parent engagement activities that focus on teaching parents how to best support their children at home. Workshops will be provided for parents on topics identified in the surveys and learning materials will be provided to participating parents. Education-related participation incentives, such as books, learning tools, and supplemental supplies will be provided to parents to utilize while completing homework will encourage participation. These activities are designed to meet the needs of the families of low-income, English Learners, and Foster Youth. However, because we expect that all families can benefit from these supports, the action will be provided on an LEA-wide basis. We expect that these activities will result in increased academic achievements as well as increased communication between the school and home. The District will continue this action as local survey data continues to demonstrate a need for parent engagement opportunities to increase and families express the need for continued services.</p> <p>Title I- \$17,106.25</p>		
4.2	Communication with Parents and Community	<p>According to parent surveys, families of low-income, English learners, and Foster Youth children have less access to school information about school-related activities, including parent workshops and meetings. Also, in our experience, parents of the identified students have the least access to technology at home, which is increasingly needed to access school information in a timely manner. This has contributed to low parent participation in activities that would teach parents to support students at home in academic content. Technology, including devices and multiple methods of communication, are in great need to ensure that families of the identified students receive information regarding school activities and functions in their home language. The District will provide technology, including devices for families, and multiple methods of communication which will promote parent access to district information, including digital communications such as emails and Peachjar, newsletters sent home via U.S. Mail, and phone dialers. Also, parents will be able to use devices to</p>	\$15,000.00	Yes

Action #	Title	Description	Total Funds	Contributing
		participate remotely in parent conferences or other school-related meetings. Multiple methods of communication in a parent's home language will allow the district to communicate beyond the school day in the manner most accessible to each parent. Also, remote access has continued to result in improved communication between families and teachers. The district expects to see an increase in the parent involvement of the identified students, including participation in parent meetings and school events as well as in their comfort and skill level to support their student's academic activities. However, because we believe that all parents will benefit, the action is being provided on an LEA-wide basis.		
4.3	Communication:Spanish and Hmong Speaking Liaisons-Title I	According to statewide data, low-income students, English learners, and Foster Youth children show the most opportunity for continued academic improvement based on state assessments. A local needs analysis revealed that low-income students, English Learners, and Foster Youth are in need of increased academic support within the classroom so that they do not fall behind their peers. Also, our experience shows that in order to improve academic achievement, it is imperative that parents and teachers are able to communicate on a regular basis so that they can coordinate support both in the classroom and at home. To address this need, the District will provide instructional aides/family liaisons to provide instructional assistance to students within the classroom, as well as outreach and support to the families of the identified student groups and Hmong-speaking parents. The instructional aides/family liaisons will communicate with the identified student's families about classroom progress, attendance, school events, and student progress. Instructional Aides/ liaisons will also focus on providing language support to families whose primary home language is Spanish and Hmong. This additional, targeted support within the classroom will help reinforce academic concepts through immediate attention to learning needs, and small group and individual attention. The aides will also be able to communicate with parents in their home language about the support needed to reinforce	\$130,000.00	Yes

Action #	Title	Description	Total Funds	Contributing
		<p>learning. This coordinated school-to-home communication is expected to lead to an increase in parents participating in school events and being better able to support the academic needs of their children at home. By continuing to provide these services the district anticipates a continued increase in the identified student's parent participation, parent engagement activities, and parent meeting in addition to improved student academic performance. However, because all students will benefit from increased classroom support and coordinated parent communication, the action will be provided on an LEA-wide basis.</p> <p>Title I: \$43,619.27</p>		
4.4	Performing Arts Program - Title I Carry Over	<p>According to our CAASPP scores in ELA and mathematics, our Low Income, English learners, and Foster Youth have the greatest opportunity for academic improvement. In addition, students reported a school connectedness rate of 50.4%, and Educational Partner feedback indicated a desire for low-income students to have increased access to performing arts and music education. Our school is located in a rural area, limiting access to opportunities for performing arts and music education for students who do not have reliable transportation or who cannot afford to address this need, the District will expand access to performing arts education by updating performing arts areas such as the stage, curtains, sound system and purchasing supporting materials specifically for this purpose. The District will also provide students with opportunities to participate in these performance opportunities. A performing arts program will be provided for the identified students during the school day. Research indicates that exposure to the arts promotes increases in academic achievement and social-emotional well-being. Our educational partners agreed and desire these benefits for the identified students. We expect that academic achievement will improve for all the identified students and that low-income students will report an increased sense of connectedness as a result of providing this action. However, because we know that all students</p>	\$20,000.00	Yes

Action #	Title	Description	Total Funds	Contributing
		will benefit from expanded music education, the action is being provided on an LEA-wide basis. Title I Carryover: \$20,000.00		

Goal Analysis [2022-23]

An analysis of how this goal was carried out in the previous year.

A description of any substantive differences in planned actions and actual implementation of these actions.

Goal 4: Increase the number of parents, families, and community education partners that participate in activities that are directly related to the educational experiences of their students. All actions within this goal contributed to the increasing numbers of parents, families, and community education partners.

4.1 Parent Engagement Activities - This action was implemented as expected. Parent Involvement opportunities were provided through administration, the expanded learning program, and parent engagement team offerings.

4.2 Communication with Parents and Community- This action was fully implemented. Orange Center continues to use multiple measures to communicate with parents including phone dialers, text messages, notes home, and peach jar email communications.

4.3 Communication: Spanish and Hmong Speaking Liaisons- This action was partially, implemented. Orange Center continues to employ and retain Hmong and Spanish-speaking Liaisons in order to provide communication to identified student groups.

4.4 Performing Arts Program - This action was partially completed. Orange Center provides music instruction through contracts with music service providers in order to provide music instruction and offers elective courses that enhance students' experiences in the area of performing arts.

Successes: Most actions were implemented as expected. Designated students were able to benefit from the music and performing arts program and an increased number of families were able to participate in activities that enhanced their children's educational experiences. The District utilized communication programs in order to provide increased communications to all educational partners.

Challenges: The District provided music and performing arts opportunities and various language liaisons; however, a shortage of music teachers and bilingual staff in the Hmong language made it difficult to hire staff for the entire year.

An explanation of material differences between Budgeted Expenditures and Estimated Actual Expenditures and/or Planned Percentages of Improved Services and Estimated Actual Percentages of Improved Services.

The District has identified material differences due to various reasons in the actions listed:

- 4.1 Parent Engagement Activities - This action was implemented as expected, the District spent under the amount budgeted for this action. The District provided engagement activities to the extent possible while following COVID restrictions. The activities that were planned did not cost as much as originally expected due to COVID limitations for the first half of the year.
- 4.2 Communication with Parents and Community- This action was implemented as expected, the District spent under the amount budgeted for this action. This action was supported through the use of other one-time federal dollars.
- 4.3 Communication: Spanish and Hmong Speaking Liaisons- This action was partially implemented as expected, the District spent under the amount budgeted for this action.
- 4.4 Performing Arts Program - This action was partially implemented and the district did not spend the entire amount budgeted for this action.

An explanation of how effective the specific actions were in making progress toward the goal.

Goal: Increase the number of parents, families, and community education partners that participate in activities that are directly related to the educational experiences of their students.

Data from recent parent surveys and educational partner feedback indicate that families of all students continue to need opportunities to become aware of vital school information and ways to support their children surrounding academic and educational topics. The District was able to increase support and opportunities to facilitate increased participation in school-sponsored meetings and activities through actions 4.1, 4.2, and 4.3 as described above. The district was able to increase parent engagement attendance by providing multiple ways of communicating information regarding said activities.

- 4.1 Parent Engagement Activities: The District has increased the number of in-person parent engagement activities available, as COVID restrictions have lifted midyear. The number of parents participating in activities increased when compared to last school year.
- 4.2 Communication with Parents and Community: The District increased the means of communication by continuing to provide Peachjar with all other means of communication that the District offers. This has increased the number of email addresses that were made available to the District, thus increasing measures in which to communicate with parents.
- 4.3 Communication: Spanish and Hmong Speaking Liaisons: Spanish and Hmong Liaisons have assisted in communicating with parents throughout this school year, specifically to communicate regarding health and attendance issues. The ability to communicate with parents who speak Hmong and Spanish has resulted in more parents participating in educational experiences at Orange Center School.
- 4.4 Performing Arts Program - Title I Carry Over Students have had the opportunity to perform in various capacities through the OC Arts program: Florklorico, Marimba, Mariahch, and drama. Drama and Marimba are new activities that the district has been able to implement through the execution of this action. These increased opportunities have resulted in more parents participating in educational experiences at Orange Center School.

A description of any changes made to the planned goal, metrics, desired outcomes, or actions for the coming year that resulted from reflections on prior practice.

In order to better identify support for our parent and community groups and to meet all state requirements, the District added data in the Metric table to address types and training and support that they would attend if offered, in the spirit of transparency as the district works to increase the number of parents who are participating in school sponsored events and trainings.

A report of the Total Estimated Actual Expenditures for last year's actions may be found in the Annual Update Table. A report of the Estimated Actual Percentages of Improved Services for last year's actions may be found in the Contributing Actions Annual Update Table.

Goals and Actions

Goal

Goal #	Description
5	Every student will be provided with 21st Century skills and a broad course of study prepared for high school success.

An explanation of why the LEA has developed this goal.

Data from recent parent surveys indicate families of students have the least opportunities to engage in 21st-century learning experiences that require instructional technology and technical support. Because of this need, the District will provide teachers with technical support in the integration of technology into their lessons and provide technical support for technology equipment. The District will maintain an Instructional Technology Coordinator and Contract an FCOE Technology Technician. Increased services will be effective in meeting the District goal for the entire student population. As a result, we expect to have an increased academic achievement for all students as measured by CAASPP Math and ELA scores, increased exposure to technology & knowledge of jobs in the technology field, as well as increased percentages of ELs making annual growth in the ELPAC.

Measuring and Reporting Results

Metric	Baseline	Year 1 Outcome	Year 2 Outcome	Year 3 Outcome	Desired Outcome for 2023–24
Access to a broad course of study.	2020-2021 100% access to a broad course of study. Data Source: District Master Schedule	2021-22 100% access to a broad course of study. Data Source: District Master Schedule	2022-23 100% access to a broad course of study. Data Source: District Master Schedule		2022-23 100% access to a broad course of study. Data Source: District Master Schedule

Actions

Action #	Title	Description	Total Funds	Contributing
5.1	Instructional Technology Support	Our Low Income, Foster Youth, and English Learner students show the most opportunity for continued academic improvement, based on CAASPP ELA and math Data as demonstrated in the metrics above.	\$168,197.70	Yes

Action #	Title	Description	Total Funds	Contributing
		<p>Our EL students continue to score lower than All Students on the ELA and Math CAASPP and our LI students have not yet reached our district's desired outcomes for that subgroup. Identified students have the least access to technology, resulting in a lack of opportunities to engage in 21st-century learning experiences which often require the use of technology. Instructional technology and technical support are needed to increase access to technology and technology-based instruction. The District will provide an instructional technology coordinator and contract with an FCSS technology technician that will provide the identified students with increased opportunities to use technology. The technology coordinator will provide teachers and students with the skills needed to utilize digital learning tools and technology-based curriculum in the classroom and at home to promote 21st-century skills such as problem-solving, critical thinking, and digital literacy which are needed to increase academic achievement as measured by CAASPP. The FCSS technology technician will ensure staff, students, and parents are able to access reliable technology and the internet, providing support as needed. By continuing to provide these resources the District anticipates an increase in ELA and Math CAASPP scores for the identified student groups. However, because this action will support the learning of all students, the district will provide it on an LEA-wide basis.</p>		
5.2	Extended Learning-Title 1 Carry Over	<p>Our Low Income, Foster Youth, and English Learner students show the most opportunity for continued academic improvement, based on CAASPP ELA and math Data as demonstrated in the metrics above. Our EL students continue to score lower than All Students on the ELA and Math CAASPP and our LI students have not yet reached our district's desired outcomes for that subgroup. A needs analysis showed that these students have the least access to technology, resulting in a lack of opportunities to engage in 21st-century learning experiences which often require the use of technology. The District will also purchase technology devices, such as iPads or Chromebooks, for the identified students to increase appropriate exposure to</p>	\$24,406.00	Yes

Action #	Title	Description	Total Funds	Contributing
		<p>communication, collaboration, and technology instruction for the identified students. Increased access to technology-based activities is needed to promote a variety of skills needed such as digital literacy, online collaboration, and lessons that involve regular use of digital curriculum and activities. The use of devices enables the identified students to access the technology-based curriculum both in the classroom and beyond the school day. By continuing to provide these resources the District anticipates an increase in ELA and Math CAASPP scores for the identified student groups. However, because this action will support the learning of all students, the district will provide it on an LEA-wide basis.</p> <ul style="list-style-type: none"> • Title 1 Carry Over \$15,8069.52 		
5.3	Real-Life Learning - Title 1 Carry Over	<p>A review of our most current local data reflects that our Low Income, English learners, and Foster Youth students are displaying a decrease in the number of students who are meeting standards and that these students have fewer opportunities to opportunities to explore locations where they can observe varying fields of study and real life and physical/mental fitness experiences, such as mindfulness and team building activities. Exposure to hands-on experiences and the opportunity to apply to learn expands a student's understanding of concepts, deepens understanding, and inspires curiosity which all develop a student's ability to think critically and transfer knowledge. Orange Center will allocate resources to provide real-life learning experiences to students in many fields of study, in the form of field trips, elective course offerings in 5th-8th grade, specialized presentations, and out-of-district competitions. As a result, The LEA expects to see increased academic achievement for all identified students as measured by CAASPP Math and ELA as well as increased percentages of ELs making annual growth in the ELPAC. However, because the district expects all students struggling to meet standards, we will provide this action on a districtwide basis.</p> <p>Title 1 Carry Over \$13,569.06</p>	\$72,562.37	Yes

Action #	Title	Description	Total Funds	Contributing
5.4	Dual Immersion Program	According to our CAASPP scores in ELA and mathematics, our English learners have the greatest opportunity for improvement. A local needs analysis revealed that these students often lack basic literacy skills which are essential to accessing learning and participating fully within the classroom. In our experience, literacy skills taught within a Dual Immersion setting help to bolster the achievement of non-native English speakers. The District will provide a Dual Immersion program that utilizes research-based instructional strategies that give students the opportunity to learn a second target language while learning core content in their primary language (Spanish/English). Providing literacy instruction through a dual immersion program will enable students to learn their primary language during the school day. Intellectual capacity and critical thinking are bolstered through the ability to read, write, and speak in multiple languages. By continuing to provide these resources the District anticipates an increase in the ELA and Math CAASPP scores of English Learners. However, because this action will support the learning of all students, the district will provide it on a LEAwide basis.	\$20,650.71	Yes
5.5	Music Education- Title I & Title I Carry Over	According to our CAASPP scores in ELA and mathematics, our Low Income, English learners, and Foster Youth have the greatest opportunity for academic improvement. in addition, students reported a school connectedness rate of 50.4%, and Educational Partner feedback indicated a desire for low-income students to have increased access to music education. Our school is located in a rural area, limiting access to opportunities for music education for students who do not have reliable transportation or who cannot afford it. To address this need, the District will expand access to music education by hiring a teacher and purchasing supporting materials and instruments, specifically for this purpose. The District will also provide students with instruments and other materials necessary to participate in these	\$104,746.22	Yes

Action #	Title	Description	Total Funds	Contributing
		educational opportunities. Music instruction will be provided for the identified students during the school day. Research indicates that exposure to music instruction promotes increases in academic achievement and social-emotional well-being. Our educational partners agreed and desire these benefits for the identified students. We expect that academic achievement will improve for all students and that low-income students will report an increased sense of connectedness as a result of providing this action. However, because we know that all students will benefit from expanded music education, the action is being provided on an LEA-wide basis. Title I \$67,286.28 & Title I Carry Over \$37,459.94		

Goal Analysis [2022-23]

An analysis of how this goal was carried out in the previous year.

A description of any substantive differences in planned actions and actual implementation of these actions.

Goal: Every student will be provided with 21st Century skills and a broad course of study prepared for high school success.

All Identified students were given opportunities to access 21st Century skills and a broad course of study that would prepare them for high school success. The District provided instruction as indicated in this goal. While CAASPP did improve slightly, as anticipated, we believe that the amount of growth was impacted by students being absent due to COVID-19 exposure and illness. We will continue to implement the action as planned.

5.1 Instructional Technology Support: This action was implemented as expected. Orange Center continues to employ and retain an instructional technology coordinator and contract for technical support services.

5.2 Extended Learning: This action was implemented as expected. Extended learning opportunities were offered and provided to identified students and was provided through elective class offerings, expanded projects, community activities, and the expanded learning program.

5.3 Real-Life Learning: This action was implemented as expected. Real-life learning experiences were offered and provided, to identified students, and were provided through elective class offerings, expanded projects, community activities, and the expanded learning program.

5.4 Dual Immersion Program: This action was implemented as expected. The district continues to offer a Dual Language Program for students in TK-5th grade and employs certificated, multi-subject teachers with bilingual authorizations. In addition, the district provides supplemental curriculum and intervention support for identified students who require intensive intervention.

5.5 Music Education. This action was partially completed. Orange Center provides music instruction through contracts with music service providers in order to provide music instruction and offers elective courses that enhance students' experiences in the area of performing arts.

Overall Successes: Most actions were implemented as expected. Designated students were able to benefit from the Chromebook checkout system, one-to-one technology for all students in the classrooms maintained, and designated students were provided with the opportunity to participate in music education and real-life hands-on experiences.

Overall Challenges: The District provided opportunities for music education, however, the shortage of music teachers made it difficult to provide a consistent comprehensive program throughout the entire year.

An explanation of material differences between Budgeted Expenditures and Estimated Actual Expenditures and/or Planned Percentages of Improved Services and Estimated Actual Percentages of Improved Services.

The District has identified material differences due to various reasons in the actions listed:

5.2 Extended Learning: This action was implemented as expected, the District spent under the amount budgeted for this action.

5.3 Real-Life Learning: This action was implemented as expected, and the District spent under the amount budgeted for this action. The District provided engagement activities to the extent possible while following COVID restrictions through the middle of the year. The activities that were planned did not cost as much as originally expected due to COVID limitations and the inability to extend activities to off-campus locations (field trips).

5.4 Dual Immersion Program: This action was implemented as expected, the District spent under the amount budgeted for this action.

5.5 Music Education The District spent under the amount allocated for this action due to the district's inability to hire a music teacher.

An explanation of how effective the specific actions were in making progress toward the goal.

Goal: Every student will be promoted with 21st Century skills and a broad course of study prepared for high school success.

The District maintained an Instructional Technology Coordinator and Contracted an FCSS Technology Technician. Increased services effectively met the District goal for the entire student population.

5.1 Instructional Technology Support: The District provided staffing to provide technical support in the area of instructional maintenance and upkeep to all staff and students as planned.

5.2 Extended Learning: 100% of students in grades TK-8th grade were issued a device to use in the classroom and 100% of TK-5th grade families were offered devices to check out for use at home for the 21-22 academic year. 100% of 6th-8th grade students were offered the opportunity to check out a device for at-home use for expanded learning that extended past the school day. 100% of students who qualify for special education services were offered a hotspot, in order to assure access to supplemental educational materials

5.3 Real-Life Learning: to the extent possible, the District was able to provide field trips to students that were engaging and that tied to academic topics.

5.4 Dual Immersion Program: The District expanded the Dual Immersion Program from TK-5th grade during the 2022-2023 academic school year. This has opened up an additional grade, in which students can access the language acquisition program.

5.5 Music Education The district was able to offer mariachi for the first and second trimesters of the year and contract with Play Marimba during the last trimester, in order partially implement the action. #rd, 6th-8th grade students had the opportunity to participate in music education that was in addition to the general education classroom.

A description of any changes made to the planned goal, metrics, desired outcomes, or actions for the coming year that resulted from reflections on prior practice.

The District has provided increased opportunities for 21st century skills and broad courses of study. The District will continue to provide opportunities to students in order to continue positive progress in this area.

A report of the Total Estimated Actual Expenditures for last year's actions may be found in the Annual Update Table. A report of the Estimated Actual Percentages of Improved Services for last year's actions may be found in the Contributing Actions Annual Update Table.

Goals and Actions

Goal

Goal #	Description
6	Increase student achievement of English Language Learners

An explanation of why the LEA has developed this goal.

When reviewing data for English Language learner students at Orange Center School, data indicates that there is a low number of students who are meeting grade level standards in ELA and mathematics. The District will provide additional student support services, staff and professional development activities to augment the educational program for our English learners. As a result we expect to see increased academic achievement for all English language learning students as measured by CAASPP Math and ELA as well as increase percentages of ELs making annual progress towards English language proficiency in the ELPAC.

Measuring and Reporting Results

Metric	Baseline	Year 1 Outcome	Year 2 Outcome	Year 3 Outcome	Desired Outcome for 2023–24
State standardized assessment Distance From Standard results in ELA and math for EL student and the rate of EL students making progress towards English Language Proficiency.	<p>English learners 46.3 points below standard in CAASPP ELA scores.</p> <p>English learners 73.6 points below standard in CAASPP mathematics scores.</p> <p>47.5% of English learners making progress towards English language proficiency.</p> <p>Data Source:</p>	<p>*Most current results for EL English Language Proficiency for Summative ELPAC are:</p> <p>13.98% - Level 4 33.66% - Level 3 32.57% - Level 2 19.79% - Level 1</p> <p>ELPAC was not given in 2019-20, therefore, there are not results to compare the 2020-21 results.</p> <p>Data Source: 2019 Ca. Dashboard</p> <p>*Updated Metric</p>	<p>Data Source: 2022 Ca. Dashboard</p> <p>16.5% - Level 4 31.07% - Level 3 39.81% - Level 2 12.62% - Level 1</p> <p>51.6% making progress toward English language proficiency.</p>		<p>EL assessment results on ELPAC:</p> <p>16% - Level 4 44% - Level 3 25% - Level 2 15% - Level 1</p> <p>*Updated Desired Outcome to better reflect available data.</p>

Metric	Baseline	Year 1 Outcome	Year 2 Outcome	Year 3 Outcome	Desired Outcome for 2023–24
	2019 CA Dashboard				

Actions

Action #	Title	Description	Total Funds	Contributing
6.1	English Learner Coordinator	According to state CAASPP assessments and ELPAC data, there is an opportunity to increase the English learners, Low Income and Youth students' academic achievement. Through research and in our experience we know that when targeted individualized instruction is provided in English and Math, identified students have greater access to improving missing skills and can reach current grade level standards, especially when the instruction is provided by credentialed teachers and enhanced when properly trained support staff assists. To meet his need, a credentialed EL coordinator will continue to provide specialized instruction support to identified students through individualized and small group remediation. As identified students' reading and mathematics skills are brought closer to grade level through intensive support, the associated test scores and identified student reading and math efficacy will increase. This action has been implemented since 2016 and has shown increases in statewide CAASPP scores for low-income students in ELA, Math, and ELD. We expect that the CAASPP ELA and math scores for low-income, Foster Youth, and English Learner students will increase significantly, as the program is designed to meet the needs most associated with identified students. However, because we expect that all students showing below proficiency will benefit, this action is provided on an LEA-wide basis.	\$164,199.56	Yes
6.2	Professional Development: ELD	English learners, Foster Youth, and Low-Income students show the most opportunity for continued academic improvement, based on the most current state and local data. To improve academic achievement, it is essential that first and best instruction is provided which requires	\$6,919.88	Yes

Action #	Title	Description	Total Funds	Contributing
		well-trained and supported teachers. Therefore the LEA is committed to providing researched-based best practices development by allocating funds to offer professional development in the areas of student engagement, ELD, Language Acquisition, and Effective Dual Immersion Programs. These instructional practices provide greater educational access and are key to meeting the needs of students. As a result, the District expects to see improved state test cores in all areas for EL students. Since the inception of this action, 4 years ago, Math and ELA rates have improved for two of the three years according to CAASPP data. State EL data has indicated positive progress, however, learning loss may affect current data. We expect that the CAASPP ELA and math scores for low-income, Foster Youth, and English Learner students will increase significantly, as the program is designed to meet the needs most associated with these students. However, because we expect that all students showing below proficiency will benefit, this action is provided on an LEA-wide basis.		
6.3	Supplemental Curriculum and Supplies: ELD & Dual Immersion	English Learner students, Foster Youth, and Low-Income students show the most opportunity for continued academic improvement, based on the most current state and local data. To improve academic achievement, it is essential that first and best instruction is provided which requires the use of supplemental materials and supplies. Therefore the LEA is committed to providing supplemental materials and supplies by allocating funds to supplies to enhance lessons in the areas of student engagement, ELD, Language Acquisition, and Dual Immersion Programs. These materials will support and provide greater educational access and are key to meeting the needs of identified students. Supplemental materials and supplies will be provided to support identified students in notetaking skills, phonics instruction, foundational reading skills, and foundational math problem-solving. State EL data has indicated positive progress, however, learning loss may affect current data. We expect that the CAASPP ELA and math scores for low-income, Foster Youth, and English Learner students will	\$4,974.93	Yes

Action #	Title	Description	Total Funds	Contributing
		increase significantly, as the program is designed to meet the needs most associated with these students. However, because we expect that all students showing below proficiency will benefit, this action is provided on an LEA-wide basis.		
6.4	Instructional Aides - Title I	According to state CAASPP assessments and ELPAC data, there is an opportunity to increase the English learners' academic achievement. Through research, we know that when targeted individualized instruction is provided in English and Math, identified students have greater access to improving missing skills and can reach current grade level standards, especially when the instruction is provided by credentialed teachers and enhanced when properly trained support staff assists. To meet this need the District will hire Instructional Aides to assist students in a none on one scenario or in a small group setting. As students' reading and mathematics skills are brought closer to grade level through intensive support, the associated test scores and student reading and math efficacy will increase. This action has been implemented since 2016 and has shown increases in statewide CAASPP scores for low-income students in ELA, Math, and ELD. However the district did see a drop in program effectiveness during the last CAASPP administration, the District that improved planning and program fidelity will demonstrate positive growth in the upcoming year. Title I: \$83,276.20	\$83,276.20	Yes

Goal Analysis [2022-23]

An analysis of how this goal was carried out in the previous year.

A description of any substantive differences in planned actions and actual implementation of these actions.

Goal 6: Increase student achievement of English Language Learners All English Learners and teachers received services and training indicated in this goal. While reclassification rates did not improve as anticipated, we believe that these were impacted by returning to school after the pandemic and that the best course of action is to implement the actions as planned.

- 6.1 English Learner Coordinator: This action was implemented as expected. Orange Center employs and retains an English Learner Coordinator and provides support services to identified students.
- 6.2 Professional Development: ELD: This action was implemented as expected. The district offered professional development opportunities that focused on research-based strategies targeted for language acquisition and development for teachers and support staff.
- 6.3 Supplemental Curriculum and Supplies: ELD & Dual Immersion: This action was implemented as expected. supplemental curriculum and supplies were provided.
- 6.4 Instructional Aides: This action was implemented as expected. Orange Center employs and retains instructional aides and provides support services to identified students.

Overall Successes: Most actions were implemented as expected. Designated students were able to benefit from the EL Coordinator services as the service provider was able to assess and monitor all EL students as needed during the 22-23 school year. The adoption of I- Station en Espanol has increased access to an online curriculum that provides intervention and expanded lessons.

Overall Challenges: The District provided increased opportunities for language support for identified students however, absences due to COVID-19 illness and quarantine decreased the amount of time and exposure to all programs and supports that were available to students.

An explanation of material differences between Budgeted Expenditures and Estimated Actual Expenditures and/or Planned Percentages of Improved Services and Estimated Actual Percentages of Improved Services.

The District has identified material differences due to various reasons in the actions listed:

- 6.1 English Learner Coordinator: This action was implemented as expected, the District spent over the amount budgeted for this action. Due to the increased need for supplemental support hours for a safe dismissal and additional academic support. time federal dollars to support increased needs.
- 6.2 Professional Development: ELD: This action was implemented as expected, and the District spent under the amount budgeted for this action. The need arose to provide training and resource materials to staff in the area of ELD strategies and was supported in other actions under goal 1.
- 6.3 Supplemental Curriculum and Supplies: This action was implemented as expected, and the District spent under the amount budgeted for this action. The District was able to use other one-time dollars to implement this action.
- 6.4 Instructional Aides: The District implemented this action however the amount budgeted for this action was not utilized, as additional tutors were provided through another action in goal 1.

An explanation of how effective the specific actions were in making progress toward the goal.

Goal: Increase student achievement of English Language Learners

Orange Center Elementary School's English Learner students are making progress toward English language proficiency. The 2022 dashboard indicates that 51.6% are making progress toward English language proficiency. The District implemented a reading intervention

program to meet the needs of students who have suffered learning loss due to the COVID-19 closures and to provide support for first through first-8th grade students, as we have seen positive academic progress for students who received services.

When reviewing data for English Language learner students at Orange Center School, data indicates that there is a higher number of students who are meeting grade-level standards in ELA and mathematics when compared to the previous year. Although the District has seen improvement, the District will continue to provide additional student support services, staff, and professional development activities to augment the educational program for our English learners. While EL student achievement did improve as anticipated, we believe that a higher number of students could have improved academically and that the slight improvement was impacted by returning to school after the pandemic, and that the best course of action is to continue to implement the actions as planned.

6.1 English Learner Coordinator: The EL Coordinator was able to assess and monitor all EL students as needed during the 22-23 school year.

6.2 Professional Development: ELD: All teachers had the opportunity to participate in professional learning opportunities that encompassed how to best incorporate ELD strategies in the classroom.

6.3 Supplemental Curriculum and Supplies: ELD & Dual Immersion: All teachers were given the opportunity to purchase supplemental supplies for ELD instruction and in the Dual Immersion Program.

6.4 Instructional Aides: Instructional aides were retained and worked with students who needed additional support in order to mitigate learning loss.

A description of any changes made to the planned goal, metrics, desired outcomes, or actions for the coming year that resulted from reflections on prior practice.

The following actions were added to the LCAP, based on educational partner feedback and academic data:

6.3 Supplemental Curriculum and Supplies: ELD & Dual Immersion: The District recognizes a need to support the DI program with supplemental support materials and curriculum to provide remediation and acceleration for DI students. The District has added funding to the action in order to better meet the program needs.

6.4 Instructional Aides - Title I: Instructional aides were previously funded through Title I. This year, the district will utilize both Title I and LCFF funding to increase services for students. This action has been added in order to increase transparency for our Educational Partners.

A report of the Total Estimated Actual Expenditures for last year's actions may be found in the Annual Update Table. A report of the Estimated Actual Percentages of Improved Services for last year's actions may be found in the Contributing Actions Annual Update Table.

Increased or Improved Services for Foster Youth, English Learners, and Low-Income Students [2023-24]

Projected LCFF Supplemental and/or Concentration Grants	Projected Additional LCFF Concentration Grant (15 percent)
\$1,025,788.00	\$153,429.00

Required Percentage to Increase or Improve Services for the LCAP Year

Projected Percentage to Increase or Improve Services for the Coming School Year	LCFF Carryover — Percentage	LCFF Carryover — Dollar	Total Percentage to Increase or Improve Services for the Coming School Year
36.42%	20.61%	\$596,219.39	57.03%

The Budgeted Expenditures for Actions identified as Contributing may be found in the Contributing Actions Table.

Required Descriptions

For each action being provided to an entire school, or across the entire school district or county office of education (COE), an explanation of (1) how the needs of foster youth, English learners, and low-income students were considered first, and (2) how these actions are effective in meeting the goals for these students.

The actions listed below are being provided on a “wide” basis to maximize their efficiency and effectiveness and streamline implementation so that targeted support can be provided to the identified unduplicated group(s) while allowing other students to benefit as/if needed. We expect that by providing these actions/services to meet the unique needs of our English learners, foster youth, and/or low-income students, the LEA will achieve the anticipated outcomes to meet each identified student group’s stated need(s).

The required justification for how the district is increasing services for the specified unduplicated student group(s) is contained in the actions described in this plan's Goals and Actions section. Each contributing action marked as “wide” contains a detailed explanation of how that action is principally directed toward the English learners, foster youth, and/or low-income student population and effectively closes equity and performance gaps.

Each “wide” action in this plan will meet this requirement by (1) Identifying it as a contributing action, (2) Clearly articulating how the needs of our foster youth, English learners, and/or low-income students were considered first, including how the action considers those needs through its design, content, method, location, or another attribute, and (3) Explaining how the action is effective in meeting the goal and the identified student group(s) needs. This approach was taken after consultation and input from our educational partners and other interested groups. Our

intention in doing this is to increase transparency for our educational partners so they can more easily understand the rationale and design behind each “wide” action The contributing “wide” actions in this plan are:

The contributing “wide” actions in this plan are:

Goal 1.2 New Teacher(s) Support

Goal 1.3 Professional Development: Best Practices

Goal 1.4 Intervention Program ELA/Math

Goal 1.6 Data Analysis and Disaggregation

Goal 1.8 Supplemental Support for Students (Tutors)

Goal 1.9 Transportation - Intervention Program

Goal 1.10 Mathematics Intervention Mathematics Program

Goal 1.11 Reading Intervention Teacher

Goal 1.12 Supplemental Writing Program

Goal 2.4 Preventative Healthcare Measures- LVN

Goal 2.5 Positive Behavior Intervention and Support Program

Goal 2.6 Supplemental Services- Social-emotional Health

Goal 2.7 SEL Curriculum & Support Materials

Goal 2.9 TIP Officer

Goal 2.10 FCSS RN Contract- Supplemental Days and Supplemental Custodial Services

Goal 2.11 Supplemental PE Curriculum

Goal 2.15 Safe Space Initiative

Goal 2.16 Playground equipment

Goal 2.17 Community School Liason

Goal 2.18 Nutritious snacks for TK/K

Goal 3.1 Provide Hands-on Learning & STEAM Experiences

Goal 3.2 Professional Learning: CC Standards
Goal 3.3 Supplemental Materials: STEAM
Goal 4.1 Parent Engagement Activities
Goal 4.2 Communication with Parents and Community
Goal 4.3 Communication: Spanish and Hmong Speaking Liaisons
Goal 4.4 Performing Arts Program
Goal 5.1 Instructional Technology Support
Goal 5.2 Extended Learning
Goal 5.3 Real-life Learning
Goal 5.4 Dual Immersion Program
Goal 5.5 Music Education
Goal 6.1 English Learner Coordinator
Goal 6.2 Professional Development: ELD
Goal 6.3 Supplemental Curriculum and Supplies: ELD
Goal 6.4 Instructional Aides

A description of how services for foster youth, English learners, and low-income students are being increased or improved by the percentage required.

Our LEA has demonstrated it has met the identified required minimum proportionality percentage by providing increased/improved services for our English learners, foster youth, and/or low-income students equivalent to or greater than the required proportionality percentage based on the contributing actions/services in this plan and as demonstrated in the action tables. We are meeting the minimum proportionality percentage by providing the actions/services principally directed toward the unduplicated student population as summarized in the prompt above and justified in detail in each contributing action description, as applicable, within this plan. Our intent in using this approach is to justify how each contributing action is principally directed and effective within each of action description and meets or exceeds requirements for the “principally directed and effective threshold” as well as contributing toward meeting the Minimum Proportionality Percentage (MPP) requirement. These actions/services are most transparently communicated and understood by our educational partners through the approach we use in this plan which involves exactly how each action is principally directed and effective within the language and particular

context of specific contributing action language. Building on the information provided in the prompt response above, if limited actions/services are included in this plan, they are identified below as contributing to increasing or improving services for English learners, foster youth, and/or low-income students and contribute toward meeting the minimum proportionality percentage. We are using the increased funding to increase/improve services as described for our LEA-wide to address the needs of our foster youth EL, and Low-income students.

A description of the plan for how the additional concentration grant add-on funding identified above will be used to increase the number of staff providing direct services to students at schools that have a high concentration (above 55 percent) of foster youth, English learners, and low-income students, as applicable.

LEAS that have a high concentration of students who are English learners, foster youth and/or low-income received an additional 15% increase in funding from the Local Control Funding Formula concentration grant. Additional concentration add-on funding will be utilized to increase the number of staff providing direct services to students at all school sites in the LEA. The determination of how these funds were utilized was based on a comprehensive needs assessment and educational partner input to identify the most significant staffing needs by the site to support our most at-risk students.

These actions are outlined in the Goals and Actions sections of the LCAP as follows:

Goal 2.10 FCSS RN Contract- Supplemental Days and Supplemental Custodial Services

Goal 1.8 Supplemental Support for Students (Tutors)

Staff-to-student ratios by type of school and concentration of unduplicated students	Schools with a student concentration of 55 percent or less	Schools with a student concentration of greater than 55 percent
Staff-to-student ratio of classified staff providing direct services to students	N/A	N/A
Staff-to-student ratio of certificated staff providing direct services to students	N/A	N/A

2023-24 Total Expenditures Table

Totals	LCFF Funds	Other State Funds	Local Funds	Federal Funds	Total Funds	Total Personnel	Total Non-personnel
Totals	\$3,880,983.41	\$453,699.91		\$689,078.36	\$5,023,761.68	\$3,177,693.02	\$1,846,068.66

Goal	Action #	Action Title	Student Group(s)	LCFF Funds	Other State Funds	Local Funds	Federal Funds	Total Funds
1	1.1	Employ and retain highly qualified staff	All	\$1,288,933.43				\$1,288,933.43
1	1.2	New Teacher(s) Support	English Learners Foster Youth Low Income	\$24,000.00				\$24,000.00
1	1.3	Professional Development: Best Practices	English Learners Foster Youth Low Income	\$11,993.84			\$6,000.00	\$17,993.84
1	1.4	Intervention- ELA 1st-3rd grade	English Learners Foster Youth Low Income	\$60,786.00				\$60,786.00
1	1.5	Special Education Services	students who may qualify or who qualify for SPED Services Students with Disabilities	\$28,000.00	\$291,687.94		\$137,246.29	\$456,934.23
1	1.6	Data Analysis and Disaggregation Services	English Learners Foster Youth Low Income	\$5,000.00				\$5,000.00
1	1.7	Curriculum Mapping- Title I	All				\$5,000.00	\$5,000.00
1	1.8	Supplemental Support for Students (Tutors & Summer School)- Title 1 Carry Over	All	\$100,000.00			\$70,000.00	\$170,000.00

Goal	Action #	Action Title	Student Group(s)	LCFF Funds	Other State Funds	Local Funds	Federal Funds	Total Funds
1	1.9	Transportation - Intervention Program/ Expanded Learning	English Learners Foster Youth Low Income	\$5,000.00				\$5,000.00
1	1.10	Math Intervention Program - Title 1 Carry Over	English Learners Foster Youth Low Income	\$57,804.94			\$15,000.00	\$72,804.94
1	1.11	Reading Intervention Teacher 4th-8th Grade	English Learners Foster Youth Low Income	\$145,888.00				\$145,888.00
1	1.12	Supplemental Curriculum	English Learners Foster Youth Low Income	\$3,000.00				\$3,000.00
1	1.13	Supplemental Curriculum - Guided Reading/ Library Title I Carry Over	All				\$31,862.59	\$31,862.59
2	2.1	Home to School Transportation	All	\$252,915.00				\$252,915.00
2	2.2	Maintenance/Repair to School Facility	All	\$515,000.00				\$515,000.00
2	2.3	Parent Involvement Opportunities	All	\$10,000.00				\$10,000.00
2	2.4	Preventative Healthcare Measures- LVN/RSN- - Title 1 Carry Over	English Learners Foster Youth Low Income	\$89,337.50			\$20,000.00	\$109,337.50
2	2.5	Positive Behavior Intervention and Support Program-- Title 1 Carry Over	English Learners Foster Youth Low Income	\$4,155.72			\$15,000.00	\$19,155.72
2	2.6	Supplemental Services- Socio-Emotional Health	English Learners Foster Youth	\$19,000.00				\$19,000.00

Goal	Action #	Action Title	Student Group(s)	LCFF Funds	Other State Funds	Local Funds	Federal Funds	Total Funds
2	2.7	SEL Curriculum & Support Materials- Title 1 Carry Over	English Learners Foster Youth Low Income	\$40,000.00			\$10,000.00	\$50,000.00
2	2.8	California Healthy Youth Act Course	All	\$4,500.00				\$4,500.00
2	2.9	TIP Officer	English Learners Low Income	\$8,000.00				\$8,000.00
2	2.10	FCSS RN Contract- Supplemental Days and Supplemental Custodial Services	English Learners Foster Youth Low Income	\$53,429.00				\$53,429.00
2	2.11	Supplemental PE Curriculum	English Learners Foster Youth Low Income	\$2,000.00				\$2,000.00
2	2.12	Classroom Furniture	All	\$0.00				\$0.00
2	2.13	Outdoor Seating	All				\$0.00	\$0.00
2	2.14	Social Emotional Education - Supplemental Materials- Title 1 Carry Over	All				\$5,000.00	\$5,000.00
2	2.15	Safe Space Initiative	English Learners Foster Youth Low Income	\$32,000.00				\$32,000.00
2	2.16	New Play Structure	English Learners Low Income	\$487,291.57				\$487,291.57
2	2.17	Community Schools Liaison- Title 1 Carry Over	English Learners Low Income	\$33,000.00	\$90,000.00		\$30,000.00	\$153,000.00
2	2.18	Snacks for TK/Kinder Students	English Learners Low Income	\$10,000.00				\$10,000.00
3	3.1	Provide Hands on Learning & STEAM Experiences- Title 1 Carry Over	English Learners Foster Youth Low Income		\$5,000.00		\$13,101.48	\$18,101.48
3	3.2	Professional Learning: CC	English Learners Foster Youth Low Income	\$10,000.00			\$4,715.12	\$14,715.12

Goal	Action #	Action Title	Student Group(s)	LCFF Funds	Other State Funds	Local Funds	Federal Funds	Total Funds
		Standards, MTSS & PLC's						
3	3.3	Supplemental Materials: STEAM	English Learners Foster Youth Low Income	\$17,857.41	\$35,000.00		\$2,000.00	\$54,857.41
3	3.4	State Adopted Curriculum	All	\$25,269.00	\$19,731.00			\$45,000.00
4	4.1	Parent Engagement Activities - Title I	English Learners Foster Youth Low Income	\$41,216.03			\$17,106.25	\$58,322.28
4	4.2	Communication with Parents and Community	English Learners Foster Youth Low Income	\$15,000.00				\$15,000.00
4	4.3	Communication:Spanish and Hmong Speaking Liaisons-Title I	English Learners Foster Youth Low Income	\$86,380.73			\$43,619.27	\$130,000.00
4	4.4	Performing Arts Program - Title I Carry Over	English Learners Foster Youth Low Income				\$20,000.00	\$20,000.00
5	5.1	Instructional Technology Support	English Learners Foster Youth Low Income	\$168,197.70				\$168,197.70
5	5.2	Extended Learning-Title 1 Carry Over	English Learners Foster Youth Low Income				\$24,406.00	\$24,406.00
5	5.3	Real-Life Learning - Title 1 Carry Over	English Learners Foster Youth Low Income	\$46,712.34	\$12,280.97		\$13,569.06	\$72,562.37
5	5.4	Dual Immersion Program	English Learners Foster Youth Low Income	\$15,115.64			\$5,535.07	\$20,650.71
5	5.5	Music Education-Title I & Title I Carry Over	English Learners Foster Youth				\$104,746.22	\$104,746.22
6	6.1	English Learner Coordinator	English Learners Foster Youth Low Income	\$164,199.56				\$164,199.56

Goal	Action #	Action Title	Student Group(s)	LCFF Funds	Other State Funds	Local Funds	Federal Funds	Total Funds
6	6.2	Professional Development: ELD	English Learners Foster Youth Low Income				\$6,919.88	\$6,919.88
6	6.3	Supplemental Curriculum and Supplies: ELD & Dual Immersion	English Learners Foster Youth Low Income				\$4,974.93	\$4,974.93
6	6.4	Instructional Aides - Title I	English Learners Foster Youth Low Income				\$83,276.20	\$83,276.20

2023-24 Contributing Actions Tables

1. Projected LCFF Base Grant	2. Projected LCFF Supplemental and/or Concentration Grants	3. Projected Percentage to Increase or Improve Services for the Coming School Year (2 divided by 1)	LCFF Carryover — Percentage (Percentage from Prior Year)	Total Percentage to Increase or Improve Services for the Coming School Year (3 + Carryover %)	4. Total Planned Contributing Expenditures (LCFF Funds)	5. Total Planned Percentage of Improved Services (%)	Planned Percentage to Increase or Improve Services for the Coming School Year (4 divided by 1, plus 5)	Totals by Type	Total LCFF Funds
\$2,816,245	\$1,025,788.00	36.42%	20.61%	57.03%	\$1,656,365.98	0.00%	58.81 %	Total:	\$1,656,365.98
								LEA-wide Total:	\$1,567,028.48
								Limited Total:	\$0.00
								Schoolwide Total:	\$94,337.50

Goal	Action #	Action Title	Contributing to Increased or Improved Services?	Scope	Unduplicated Student Group(s)	Location	Planned Expenditures for Contributing Actions (LCFF Funds)	Planned Percentage of Improved Services (%)
1	1.2	New Teacher(s) Support	Yes	LEA-wide	English Learners Foster Youth Low Income	All Schools	\$24,000.00	
1	1.3	Professional Development: Best Practices	Yes	LEA-wide	English Learners Foster Youth Low Income	All Schools	\$11,993.84	
1	1.4	Intervention- ELA 1st-3rd grade	Yes	LEA-wide	English Learners Foster Youth Low Income	All Schools	\$60,786.00	
1	1.6	Data Analysis and Disaggregation Services	Yes	LEA-wide	English Learners Foster Youth Low Income	All Schools	\$5,000.00	
1	1.9	Transportation - Intervention Program/ Expanded Learning	Yes	LEA-wide Schoolwide	English Learners Foster Youth Low Income	All Schools	\$5,000.00	
1	1.10	Math Intervention Program - Title 1 Carry Over	Yes	LEA-wide	English Learners Foster Youth	All Schools	\$57,804.94	

Goal	Action #	Action Title	Contributing to Increased or Improved Services?	Scope	Unduplicated Student Group(s)	Location	Planned Expenditures for Contributing Actions (LCFF Funds)	Planned Percentage of Improved Services (%)
					Low Income			
1	1.11	Reading Intervention Teacher 4th-8th Grade	Yes	LEA-wide	English Learners Foster Youth Low Income	All Schools	\$145,888.00	
1	1.12	Supplemental Curriculum	Yes	LEA-wide	English Learners Foster Youth Low Income	All Schools	\$3,000.00	
2	2.4	Preventative Healthcare Measures- LVN/RSN-- Title 1 Carry Over	Yes	Schoolwide	English Learners Foster Youth Low Income	All Schools	\$89,337.50	
2	2.5	Positive Behavior Intervention and Support Program-- Title 1 Carry Over	Yes	LEA-wide	English Learners Foster Youth Low Income	All Schools	\$4,155.72	
2	2.6	Supplemental Services- Socio-Emotional Health	Yes	LEA-wide	English Learners Foster Youth	All Schools	\$19,000.00	
2	2.7	SEL Curriculum & Support Materials- Title 1 Carry Over	Yes	LEA-wide	English Learners Foster Youth Low Income	All Schools	\$40,000.00	
2	2.9	TIP Officer	Yes	LEA-wide	English Learners Low Income	All Schools	\$8,000.00	
2	2.10	FCSS RN Contract- Supplemental Days and Supplemental Custodial Services	Yes	LEA-wide	English Learners Foster Youth Low Income		\$53,429.00	
2	2.11	Supplemental PE Curriculum	Yes	LEA-wide	English Learners Foster Youth Low Income	All Schools	\$2,000.00	
2	2.15	Safe Space Initiative	Yes	LEA-wide	English Learners Foster Youth Low Income	All Schools	\$32,000.00	
2	2.16	New Play Structure	Yes	LEA-wide	English Learners Low Income	All Schools	\$487,291.57	
2	2.17	Community Schools Liaison- Title 1 Carry Over	Yes	LEA-wide	English Learners Low Income	All Schools	\$33,000.00	

Goal	Action #	Action Title	Contributing to Increased or Improved Services?	Scope	Unduplicated Student Group(s)	Location	Planned Expenditures for Contributing Actions (LCFF Funds)	Planned Percentage of Improved Services (%)
2	2.18	Snacks for TK/Kinder Students	Yes	LEA-wide	English Learners Low Income	All Schools	\$10,000.00	
3	3.1	Provide Hands on Learning & STEAM Experiences- Title 1 Carry Over	Yes	LEA-wide	English Learners Foster Youth Low Income	All Schools		
3	3.2	Professional Learning: CC Standards, MTSS & PLC's	Yes	LEA-wide	English Learners Foster Youth Low Income	All Schools	\$10,000.00	
3	3.3	Supplemental Materials: STEAM	Yes	LEA-wide	English Learners Foster Youth Low Income	All Schools	\$17,857.41	
4	4.1	Parent Engagement Activities - Title I	Yes	LEA-wide	English Learners Foster Youth Low Income	All Schools	\$41,216.03	
4	4.2	Communication with Parents and Community	Yes	LEA-wide	English Learners Foster Youth Low Income	All Schools	\$15,000.00	
4	4.3	Communication:Spanish and Hmong Speaking Liaisons- Title I	Yes	LEA-wide	English Learners Foster Youth Low Income	All Schools	\$86,380.73	
4	4.4	Performing Arts Program - Title I Carry Over	Yes	LEA-wide	English Learners Foster Youth Low Income	All Schools		
5	5.1	Instructional Technology Support	Yes	LEA-wide	English Learners Foster Youth Low Income	All Schools	\$168,197.70	
5	5.2	Extended Learning- Title 1 Carry Over	Yes	LEA-wide	English Learners Foster Youth Low Income	All Schools		
5	5.3	Real-Life Learning - Title 1 Carry Over	Yes	LEA-wide	English Learners Foster Youth Low Income	All Schools	\$46,712.34	
5	5.4	Dual Immersion Program	Yes	LEA-wide	English Learners Foster Youth Low Income	All Schools	\$15,115.64	

Goal	Action #	Action Title	Contributing to Increased or Improved Services?	Scope	Unduplicated Student Group(s)	Location	Planned Expenditures for Contributing Actions (LCFF Funds)	Planned Percentage of Improved Services (%)
5	5.5	Music Education- Title I & Title I Carry Over	Yes	LEA-wide	English Learners Foster Youth	All Schools		
6	6.1	English Learner Coordinator	Yes	LEA-wide	English Learners Foster Youth Low Income	All Schools	\$164,199.56	
6	6.2	Professional Development: ELD	Yes	LEA-wide	English Learners Foster Youth Low Income	All Schools		
6	6.3	Supplemental Curriculum and Supplies: ELD & Dual Immersion	Yes	LEA-wide	English Learners Foster Youth Low Income	All Schools		
6	6.4	Instructional Aides - Title I	Yes	LEA-wide	English Learners Foster Youth Low Income	All Schools		

2022-23 Annual Update Table

Totals	Last Year's Total Planned Expenditures (Total Funds)	Total Estimated Expenditures (Total Funds)
Totals	\$5,415,647.83	\$3,802,741.02

Last Year's Goal #	Last Year's Action #	Prior Action/Service Title	Contributed to Increased or Improved Services?	Last Year's Planned Expenditures (Total Funds)	Estimated Actual Expenditures (Input Total Funds)
1	1.1	Employ and retain highly qualified staff	No	1,569,871	1,332,858
1	1.2	New Teacher(s) Support	Yes	52,000	19,449
1	1.3	Professional Development: Best Practices	Yes	65,919.93	32,575.22
1	1.4	Intervention- ELA 1st-3rd grade	Yes	60,218.55	53,375.90
1	1.5	Special Education Services	No	360,957	343,947.49
1	1.6	Data Analysis and Disaggregation Services	Yes	15,000	15,000
1	1.7	Curriculum Mapping- Title I	No	5,000	3,192.43
1	1.8	Supplemental Support for Students (Tutors)	No	72,000	98,108.70
1	1.9	Transportation - Intervention Program/ Expanded Learning	Yes	5,000	0

Last Year's Goal #	Last Year's Action #	Prior Action/Service Title	Contributed to Increased or Improved Services?	Last Year's Planned Expenditures (Total Funds)	Estimated Actual Expenditures (Input Total Funds)
1	1.10	Math Intervention Program	Yes	65,606.96	25,509.41
1	1.11	Reading Intervention Teacher 4th-8th Grade	Yes	129,419.79	48,835.96
1	1.12	Supplemental Writing Curriculum	Yes	80,000	1,432.80
1	1.13	Supplemental Curriculum - Guided Reading/ Library Title I & Title I Carry Over	No	29,422.81	25,226.33
2	2.1	Home to School Transportation	No	252,915	154,906
2	2.2	Maintenance/Repair to School Facility	No	492,567	505,495
2	2.3	Parent Involvement Opportunities	No	1,000	6,326.09
2	2.4	Preventative Healthcare Measures- LVN/RSN	Yes	100,500	88,660.51
2	2.5	Positive Behavior Intervention and Support Program	Yes	48,500	23,012
2	2.6	Supplemental Services- Socio-Emotional Health	Yes	19,000	19,000
2	2.7	SEL Curriculum & Support Materials- Title I	Yes	40,000.62	157.23
2	2.8	California Healthy Youth Act Course	No	3,900	3,900

Last Year's Goal #	Last Year's Action #	Prior Action/Service Title	Contributed to Increased or Improved Services?	Last Year's Planned Expenditures (Total Funds)	Estimated Actual Expenditures (Input Total Funds)
2	2.9	TIP Officer	No	15,000	15,000
2	2.10	FCSS RN Contract- Supplemental Days	No	6,250	0
2	2.11	Supplemental PE Curriculum	Yes	90,000	49,892.20
2	2.12	Classroom Furniture	No	10,000	0
2	2.13	Outdoor Seating	No	20,000	18,932.35
2	2.14	Social Emotional Education - Supplemental Materials	No	40,000	16.07
2	2.15	Safe Space Initiative	Yes	32,744	23,710.00
3	3.1	Provide Hands on Learning & STEAM Experiences	Yes	\$69,480.00	36,673.79
3	3.2	Professional Learning: CC Standards, MTSS & PLC's	Yes	\$43,076.00	3,506.00
3	3.3	Supplemental Materials: STEAM	Yes	\$168,101.00	172,299.66
3	3.4	State Adopted Curriculum	No	\$45,000.00	2,155.00
4	4.1	Parent Engagement Activities - Title I	Yes	\$79,867.44	41,089.04
4	4.2	Communication with Parents and Community	Yes	\$22,379.25	6.39

Last Year's Goal #	Last Year's Action #	Prior Action/Service Title	Contributed to Increased or Improved Services?	Last Year's Planned Expenditures (Total Funds)	Estimated Actual Expenditures (Input Total Funds)
4	4.3	Communication:Spanish and Hmong Speaking Liaisons- Title I	Yes	\$112,252.75	71,190.96
4	4.4	Performing Arts Program - Title I Carry Over	Yes	\$120,000.00	51,615.22
5	5.1	Instructional Technology Support	Yes	\$168,197.70	153,537.85
5	5.2	Extended Learning- Title I	Yes	\$176,736.55	44,906.68
5	5.3	Real-Life Learning - Title I	Yes	\$197,719.00	30,000.00
5	5.4	Dual Immersion Program	Yes	\$69,675.00	16,517.51
5	5.5	Music Education- Title I & Title I Carry Over	Yes	\$144,454.22	17,252.81
6	6.1	English Learner Coordinator	Yes	\$148,222.00	149,760.57
6	6.2	Professional Development: ELD	Yes	\$28,614.95	5,462.13
6	6.3	Supplemental Curriculum and Supplies: ELD & Dual Immersion	Yes	\$31,059.31	32,720.53
6	6.4	Instructional Aides - Title I	Yes	\$108,020.00	65,528.19

2022-23 Contributing Actions Annual Update Table

6. Estimated LCFF Supplemental and/or Concentration Grants (Input Dollar Amount)	4. Total Planned Contributing Expenditures (LCFF Funds)	7. Total Estimated Expenditures for Contributing Actions (LCFF Funds)	Difference Between Planned and Estimated Expenditures for Contributing Actions (Subtract 7 from 4)	5. Total Planned Percentage of Improved Services (%)	8. Total Estimated Percentage of Improved Services (%)	Difference Between Planned and Estimated Percentage of Improved Services (Subtract 5 from 8)
\$1,250,380.00	\$2,111,690.79	\$1,301,285.12	\$810,405.67	0.00%	0.00%	0.00%

Last Year's Goal #	Last Year's Action #	Prior Action/Service Title	Contributing to Increased or Improved Services?	Last Year's Planned Expenditures for Contributing Actions (LCFF Funds)	Estimated Actual Expenditures for Contributing Actions (Input LCFF Funds)	Planned Percentage of Improved Services	Estimated Actual Percentage of Improved Services (Input Percentage)
1	1.2	New Teacher(s) Support	Yes	\$52,000.00	19,449	0	0
1	1.3	Professional Development: Best Practices	Yes	\$54,389.00	32,575.22	0	0
1	1.4	Intervention- ELA 1st-3rd grade	Yes	\$52,000.00	53,375.90	0	0
1	1.6	Data Analysis and Disaggregation Services	Yes	\$15,000.00	15,000	0	0
1	1.9	Transportation - Intervention Program/ Expanded Learning	Yes	\$5,000.00	0	0	0
1	1.10	Math Intervention Program	Yes	\$65,609.96	0	0	0
1	1.11	Reading Intervention Teacher 4th-8th Grade	Yes	\$129,419.79	48,835.96	0	0
1	1.12	Supplemental Writing Curriculum	Yes	\$80,000.00	0	0	0
2	2.4	Preventative Healthcare Measures- LVN/RSN	Yes	\$100,500.00	88,660.51	0	0
2	2.5	Positive Behavior Intervention and Support Program	Yes	\$48,500.00	23,012	0	0
2	2.6	Supplemental Services- Socio-Emotional Health	Yes	\$19,000.00	19,000	0	0

Last Year's Goal #	Last Year's Action #	Prior Action/Service Title	Contributing to Increased or Improved Services?	Last Year's Planned Expenditures for Contributing Actions (LCFF Funds)	Estimated Actual Expenditures for Contributing Actions (Input LCFF Funds)	Planned Percentage of Improved Services	Estimated Actual Percentage of Improved Services (Input Percentage)
2	2.7	SEL Curriculum & Support Materials- Title I	Yes	\$37,152.00	157.23	0	0
2	2.11	Supplemental PE Curriculum	Yes	\$90,000.00	49,892.20	0	0
2	2.15	Safe Space Initiative	Yes	\$32,744.00	22,383.41	0	0
3	3.1	Provide Hands on Learning & STEAM Experiences	Yes	\$63,375.00	36,673.79	0	0
3	3.2	Professional Learning: CC Standards, MTSS & PLC's	Yes	\$41,120.00	806.05	0	0
3	3.3	Supplemental Materials: STEAM	Yes	\$140,276.00	172,299.66	0	0
4	4.1	Parent Engagement Activities - Title I	Yes	\$62,761.19	41,089.04	0	0
4	4.2	Communication with Parents and Community	Yes	\$22,379.25	6.39	0	0
4	4.3	Communication:Spanish and Hmong Speaking Liaisons- Title I	Yes	\$71,137.90	71,190.96	0	0
4	4.4	Performing Arts Program - Title I Carry Over	Yes	\$100,000.00	29,603.55	0	0
5	5.1	Instructional Technology Support	Yes	\$168,197.70	153,537.85	0	0
5	5.2	Extended Learning- Title I	Yes	\$160,867.00	44,906.68	0	0
5	5.3	Real-Life Learning - Title I	Yes	\$171,983.00	93,220.48	0	0
5	5.4	Dual Immersion Program	Yes	\$65,057.00	15,885.01	0	0
5	5.5	Music Education- Title I & Title I Carry Over	Yes	\$40,000.00	17,252.81	0	0
6	6.1	English Learner Coordinator	Yes	\$148,222.00	149,760.57	0	0
6	6.2	Professional Development: ELD	Yes	\$20,000.00	4,462.13	0	0

Last Year's Goal #	Last Year's Action #	Prior Action/Service Title	Contributing to Increased or Improved Services?	Last Year's Planned Expenditures for Contributing Actions (LCFF Funds)	Estimated Actual Expenditures for Contributing Actions (Input LCFF Funds)	Planned Percentage of Improved Services	Estimated Actual Percentage of Improved Services (Input Percentage)
6	6.3	Supplemental Curriculum and Supplies: ELD & Dual Immersion	Yes	\$25,000.00	32,720.53	0	0
6	6.4	Instructional Aides - Title I	Yes	\$30,000.00	65,528.19	0	0

2022-23 LCFF Carryover Table

9. Estimated Actual LCFF Base Grant (Input Dollar Amount)	6. Estimated Actual LCFF Supplemental and/or Concentration Grants	LCFF Carryover — Percentage (Percentage from Prior Year)	10. Total Percentage to Increase or Improve Services for the Current School Year (6 divided by 9 + Carryover %)	7. Total Estimated Actual Expenditures for Contributing Actions (LCFF Funds)	8. Total Estimated Actual Percentage of Improved Services (%)	11. Estimated Actual Percentage of Increased or Improved Services (7 divided by 9, plus 8)	12. LCFF Carryover — Dollar Amount (Subtract 11 from 10 and multiply by 9)	13. LCFF Carryover — Percentage (12 divided by 9)
\$2,892,823.00	\$1,250,380.00	22.37%	65.59%	\$1,301,285.12	0.00%	44.98%	\$596,219.39	20.61%

Instructions

[Plan Summary](#)

[Engaging Educational Partners](#)

[Goals and Actions](#)

[Increased or Improved Services for Foster Youth, English Learners, and Low-Income Students](#)

For additional questions or technical assistance related to the completion of the Local Control and Accountability Plan (LCAP) template, please contact the local county office of education (COE), or the California Department of Education's (CDE's) Local Agency Systems Support Office, by phone at 916-319-0809 or by email at lcff@cde.ca.gov.

Introduction and Instructions

The Local Control Funding Formula (LCFF) requires local educational agencies (LEAs) to engage their local educational partners in an annual planning process to evaluate their progress within eight state priority areas encompassing all statutory metrics (COEs have 10 state priorities). LEAs document the results of this planning process in the LCAP using the template adopted by the State Board of Education.

The LCAP development process serves three distinct, but related functions:

- **Comprehensive Strategic Planning:** The process of developing and annually updating the LCAP supports comprehensive strategic planning (California *Education Code* [EC] Section 52064[e][1]). Strategic planning that is comprehensive connects budgetary decisions to teaching and learning performance data. LEAs should continually evaluate the hard choices they make about the use of limited resources to meet student and community needs to ensure opportunities and outcomes are improved for all students.
- **Meaningful Engagement of Educational Partners:** The LCAP development process should result in an LCAP that reflects decisions made through meaningful engagement (EC Section 52064[e][1]). Local educational partners possess valuable perspectives and insights about an LEA's programs and services. Effective strategic planning will incorporate these perspectives and insights in order to identify potential goals and actions to be included in the LCAP.
- **Accountability and Compliance:** The LCAP serves an important accountability function because aspects of the LCAP template require LEAs to show that they have complied with various requirements specified in the LCFF statutes and regulations, most notably:
 - Demonstrating that LEAs are increasing or improving services for foster youth, English learners, and low-income students in proportion to the amount of additional funding those students generate under LCFF (EC Section 52064[b][4-6]).
 - Establishing goals, supported by actions and related expenditures, that address the statutory priority areas and statutory metrics (EC sections 52064[b][1] and [2]).

- Annually reviewing and updating the LCAP to reflect progress toward the goals (*EC* Section 52064[b][7]).

The LCAP template, like each LEA's final adopted LCAP, is a document, not a process. LEAs must use the template to memorialize the outcome of their LCAP development process, which should: (a) reflect comprehensive strategic planning (b) through meaningful engagement with educational partners that (c) meets legal requirements, as reflected in the final adopted LCAP. The sections included within the LCAP template do not and cannot reflect the full development process, just as the LCAP template itself is not intended as a tool for engaging educational partners.

If a county superintendent of schools has jurisdiction over a single school district, the county board of education and the governing board of the school district may adopt and file for review and approval a single LCAP consistent with the requirements in *EC* sections 52060, 52062, 52066, 52068, and 52070. The LCAP must clearly articulate to which entity's budget (school district or county superintendent of schools) all budgeted and actual expenditures are aligned.

The revised LCAP template for the 2021–22, 2022–23, and 2023–24 school years reflects statutory changes made through Assembly Bill 1840 (Committee on Budget), Chapter 243, Statutes of 2018. These statutory changes enhance transparency regarding expenditures on actions included in the LCAP, including actions that contribute to meeting the requirement to increase or improve services for foster youth, English learners, and low-income students, and to streamline the information presented within the LCAP to make adopted LCAPs more accessible for educational partners and the public.

At its most basic, the adopted LCAP should attempt to distill not just what the LEA is doing for students in transitional kindergarten through grade twelve (TK–12), but also allow educational partners to understand why, and whether those strategies are leading to improved opportunities and outcomes for students. LEAs are strongly encouraged to use language and a level of detail in their adopted LCAPs intended to be meaningful and accessible for the LEA's diverse educational partners and the broader public.

In developing and finalizing the LCAP for adoption, LEAs are encouraged to keep the following overarching frame at the forefront of the strategic planning and educational partner engagement functions:

Given present performance across the state priorities and on indicators in the California School Dashboard (Dashboard), how is the LEA using its budgetary resources to respond to TK–12 student and community needs, and address any performance gaps, including by meeting its obligation to increase or improve services for foster youth, English learners, and low-income students?

LEAs are encouraged to focus on a set of metrics and actions that the LEA believes, based on input gathered from educational partners, research, and experience, will have the biggest impact on behalf of its TK–12 students.

These instructions address the requirements for each section of the LCAP, but may include information about effective practices when developing the LCAP and completing the LCAP itself. Additionally, information is included at the beginning of each section emphasizing the purpose that each section serves.

Plan Summary

Purpose

A well-developed Plan Summary section provides a meaningful context for the LCAP. This section provides information about an LEA's community as well as relevant information about student needs and performance. In order to provide a meaningful context for the rest of the LCAP, the content of this section should be clearly and meaningfully related to the content included in the subsequent sections of the LCAP.

Requirements and Instructions

General Information – Briefly describe the LEA, its schools, and its students in grades TK–12, as applicable to the LEA. For example, information about an LEA in terms of geography, enrollment, or employment, the number and size of specific schools, recent community challenges, and other such information as an LEA wishes to include can enable a reader to more fully understand an LEA's LCAP.

Reflections: Successes – Based on a review of performance on the state indicators and local performance indicators included in the Dashboard, progress toward LCAP goals, local self-assessment tools, input from educational partners, and any other information, what progress is the LEA most proud of and how does the LEA plan to maintain or build upon that success? This may include identifying specific examples of how past increases or improvements in services for foster youth, English learners, and low-income students have led to improved performance for these students.

Reflections: Identified Need – Referring to the Dashboard, identify: (a) any state indicator for which overall performance was in the “Red” or “Orange” performance category or any local indicator where the LEA received a “Not Met” or “Not Met for Two or More Years” rating AND (b) any state indicator for which performance for any student group was two or more performance levels below the “all student” performance. What steps is the LEA planning to take to address these areas of low performance and performance gaps? An LEA that is required to include a goal to address one or more consistently low-performing student groups or low-performing schools must identify that it is required to include this goal and must also identify the applicable student group(s) and/or school(s). Other needs may be identified using locally collected data including data collected to inform the self-reflection tools and reporting local indicators on the Dashboard.

LCAP Highlights – Identify and briefly summarize the key features of this year's LCAP.

Comprehensive Support and Improvement – An LEA with a school or schools identified for comprehensive support and improvement (CSI) under the Every Student Succeeds Act must respond to the following prompts:

- **Schools Identified:** Identify the schools within the LEA that have been identified for CSI.
- **Support for Identified Schools:** Describe how the LEA has or will support the identified schools in developing CSI plans that included a school-level needs assessment, evidence-based interventions, and the identification of any resource inequities to be addressed through the implementation of the CSI plan.

- **Monitoring and Evaluating Effectiveness:** Describe how the LEA will monitor and evaluate the implementation and effectiveness of the CSI plan to support student and school improvement.

Engaging Educational Partners

Purpose

Significant and purposeful engagement of parents, students, educators, and other educational partners, including those representing the student groups identified by LCFF, is critical to the development of the LCAP and the budget process. Consistent with statute, such engagement should support comprehensive strategic planning, accountability, and improvement across the state priorities and locally identified priorities (*EC* Section 52064[e][1]). Engagement of educational partners is an ongoing, annual process.

This section is designed to reflect how the engagement of educational partners influenced the decisions reflected in the adopted LCAP. The goal is to allow educational partners that participated in the LCAP development process and the broader public understand how the LEA engaged educational partners and the impact of that engagement. LEAs are encouraged to keep this goal in the forefront when completing this section.

Statute and regulations specify the educational partners that school districts and COEs must consult when developing the LCAP: teachers, principals, administrators, other school personnel, local bargaining units of the LEA, parents, and students. Before adopting the LCAP, school districts and COEs must share it with the Parent Advisory Committee and, if applicable, to its English Learner Parent Advisory Committee. The superintendent is required by statute to respond in writing to the comments received from these committees. School districts and COEs must also consult with the special education local plan area administrator(s) when developing the LCAP.

Statute requires charter schools to consult with teachers, principals, administrators, other school personnel, parents, and students in developing the LCAP. The LCAP should also be shared with, and LEAs should request input from, schoolsite-level advisory groups, as applicable (e.g., schoolsite councils, English Learner Advisory Councils, student advisory groups, etc.), to facilitate alignment between schoolsite and district-level goals and actions.

Information and resources that support effective engagement, define student consultation, and provide the requirements for advisory group composition, can be found under Resources on the following web page of the CDE's website: <https://www.cde.ca.gov/re/lc/>.

Requirements and Instructions

Below is an excerpt from the 2018–19 *Guide for Annual Audits of K–12 Local Education Agencies and State Compliance Reporting*, which is provided to highlight the legal requirements for engagement of educational partners in the LCAP development process:

Local Control and Accountability Plan:

For county offices of education and school districts only, verify the LEA:

- a) Presented the local control and accountability plan to the parent advisory committee in accordance with Education Code section 52062(a)(1) or 52068(a)(1), as appropriate.
- b) If applicable, presented the local control and accountability plan to the English learner parent advisory committee, in accordance with Education Code section 52062(a)(2) or 52068(a)(2), as appropriate.
- c) Notified members of the public of the opportunity to submit comments regarding specific actions and expenditures proposed to be included in the local control and accountability plan in accordance with Education Code section 52062(a)(3) or 52068(a)(3), as appropriate.
- d) Held at least one public hearing in accordance with Education Code section 52062(b)(1) or 52068(b)(1), as appropriate.
- e) Adopted the local control and accountability plan in a public meeting in accordance with Education Code section 52062(b)(2) or 52068(b)(2), as appropriate.

Prompt 1: “A summary of the process used to engage educational partners and how this engagement was considered before finalizing the LCAP.”

Describe the engagement process used by the LEA to involve educational partners in the development of the LCAP, including, at a minimum, describing how the LEA met its obligation to consult with all statutorily required educational partners as applicable to the type of LEA. A sufficient response to this prompt must include general information about the timeline of the process and meetings or other engagement strategies with educational partners. A response may also include information about an LEA’s philosophical approach to engaging its educational partners.

Prompt 2: “A summary of the feedback provided by specific educational partners.”

Describe and summarize the feedback provided by specific educational partners. A sufficient response to this prompt will indicate ideas, trends, or inputs that emerged from an analysis of the feedback received from educational partners.

Prompt 3: “A description of the aspects of the LCAP that were influenced by specific input from educational partners.”

A sufficient response to this prompt will provide educational partners and the public with clear, specific information about how the engagement process influenced the development of the LCAP. The response must describe aspects of the LCAP that were influenced by or developed in response to the educational partner feedback described in response to Prompt 2. This may include a description of how the LEA prioritized requests of educational partners within the context of the budgetary resources available or otherwise prioritized areas of focus within the LCAP. For the purposes of this prompt, “aspects” of an LCAP that may have been influenced by educational partner input can include, but are not necessarily limited to:

- Inclusion of a goal or decision to pursue a Focus Goal (as described below)

- Inclusion of metrics other than the statutorily required metrics
- Determination of the desired outcome on one or more metrics
- Inclusion of performance by one or more student groups in the Measuring and Reporting Results subsection
- Inclusion of action(s) or a group of actions
- Elimination of action(s) or group of actions
- Changes to the level of proposed expenditures for one or more actions
- Inclusion of action(s) as contributing to increased or improved services for unduplicated services
- Determination of effectiveness of the specific actions to achieve the goal
- Determination of material differences in expenditures
- Determination of changes made to a goal for the ensuing LCAP year based on the annual update process
- Determination of challenges or successes in the implementation of actions

Goals and Actions

Purpose

Well-developed goals will clearly communicate to educational partners what the LEA plans to accomplish, what the LEA plans to do in order to accomplish the goal, and how the LEA will know when it has accomplished the goal. A goal statement, associated metrics and expected outcomes, and the actions included in the goal should be in alignment. The explanation for why the LEA included a goal is an opportunity for LEAs to clearly communicate to educational partners and the public why, among the various strengths and areas for improvement highlighted by performance data and strategies and actions that could be pursued, the LEA decided to pursue this goal, and the related metrics, expected outcomes, actions, and expenditures.

A well-developed goal can be focused on the performance relative to a metric or metrics for all students, a specific student group(s), narrowing performance gaps, or implementing programs or strategies expected to impact outcomes. LEAs should assess the performance of their student groups when developing goals and the related actions to achieve such goals.

Requirements and Instructions

LEAs should prioritize the goals, specific actions, and related expenditures included within the LCAP within one or more state priorities. LEAs should consider performance on the state and local indicators, including their locally collected and reported data for the local indicators that are included in the Dashboard in determining whether and how to prioritize its goals within the LCAP.

In order to support prioritization of goals, the LCAP template provides LEAs with the option of developing three different kinds of goals:

- **Focus Goal:** A Focus Goal is relatively more concentrated in scope and may focus on a fewer number of metrics to measure improvement. A Focus Goal statement will be time bound and make clear how the goal is to be measured.
- **Broad Goal:** A Broad Goal is relatively less concentrated in its scope and may focus on improving performance across a wide range of metrics.

- **Maintenance of Progress Goal:** A Maintenance of Progress Goal includes actions that may be ongoing without significant changes and allows an LEA to track performance on any metrics not addressed in the other goals of the LCAP.

At a minimum, the LCAP must address all LCFF priorities and associated metrics.

Focus Goal(s)

Goal Description: The description provided for a Focus Goal must be specific, measurable, and time bound. An LEA develops a Focus Goal to address areas of need that may require or benefit from a more specific and data intensive approach. The Focus Goal can explicitly reference the metric(s) by which achievement of the goal will be measured and the time frame according to which the LEA expects to achieve the goal.

Explanation of why the LEA has developed this goal: Explain why the LEA has chosen to prioritize this goal. An explanation must be based on Dashboard data or other locally collected data. LEAs must describe how the LEA identified this goal for focused attention, including relevant consultation with educational partners. LEAs are encouraged to promote transparency and understanding around the decision to pursue a focus goal.

Broad Goal

Goal Description: Describe what the LEA plans to achieve through the actions included in the goal. The description of a broad goal will be clearly aligned with the expected measurable outcomes included for the goal. The goal description organizes the actions and expected outcomes in a cohesive and consistent manner. A goal description is specific enough to be measurable in either quantitative or qualitative terms. A broad goal is not as specific as a focus goal. While it is specific enough to be measurable, there are many different metrics for measuring progress toward the goal.

Explanation of why the LEA has developed this goal: Explain why the LEA developed this goal and how the actions and metrics grouped together will help achieve the goal.

Maintenance of Progress Goal

Goal Description: Describe how the LEA intends to maintain the progress made in the LCFF State Priorities not addressed by the other goals in the LCAP. Use this type of goal to address the state priorities and applicable metrics not addressed within the other goals in the LCAP. The state priorities and metrics to be addressed in this section are those for which the LEA, in consultation with educational partners, has determined to maintain actions and monitor progress while focusing implementation efforts on the actions covered by other goals in the LCAP.

Explanation of why the LEA has developed this goal: Explain how the actions will sustain the progress exemplified by the related metrics.

Required Goals

In general, LEAs have flexibility in determining what goals to include in the LCAP and what those goals will address; however, beginning with the development of the 2022–23 LCAP, LEAs that meet certain criteria are required to include a specific goal in their LCAP.

Consistently low-performing student group(s) criteria: An LEA is eligible for Differentiated Assistance for three or more consecutive years based on the performance of the same student group or groups in the Dashboard. A list of the LEAs required to include a goal in the LCAP based on student group performance, and the student group(s) that lead to identification, may be found on the CDE's Local Control Funding Formula web page at <https://www.cde.ca.gov/fg/aa/lc/>.

- **Consistently low-performing student group(s) goal requirement:** An LEA meeting the consistently low-performing student group(s) criteria must include a goal in its LCAP focused on improving the performance of the student group or groups that led to the LEA's eligibility for Differentiated Assistance. This goal must include metrics, outcomes, actions, and expenditures specific to addressing the needs of, and improving outcomes for, this student group or groups. An LEA required to address multiple student groups is not required to have a goal to address each student group; however, each student group must be specifically addressed in the goal. This requirement may not be met by combining this required goal with another goal.
- **Goal Description:** Describe the outcomes the LEA plans to achieve to address the needs of, and improve outcomes for, the student group or groups that led to the LEA's eligibility for Differentiated Assistance.
- **Explanation of why the LEA has developed this goal:** Explain why the LEA is required to develop this goal, including identifying the student group(s) that lead to the LEA being required to develop this goal, how the actions and associated metrics included in this goal differ from previous efforts to improve outcomes for the student group(s), and why the LEA believes the actions, metrics, and expenditures included in this goal will help achieve the outcomes identified in the goal description.

Low-performing school(s) criteria: The following criteria only applies to a school district or COE with two or more schools; it does not apply to a single-school district. A school district or COE has one or more schools that, for two consecutive years, received the two lowest performance levels on all but one of the state indicators for which the school(s) receive performance levels in the Dashboard and the performance of the "All Students" student group for the LEA is at least one performance level higher in all of those indicators. A list of the LEAs required to include a goal in the LCAP based on school performance, and the school(s) that lead to identification, may be found on the CDE's Local Control Funding Formula web page at <https://www.cde.ca.gov/fg/aa/lc/>.

- **Low-performing school(s) goal requirement:** A school district or COE meeting the low-performing school(s) criteria must include a goal in its LCAP focusing on addressing the disparities in performance between the school(s) and the LEA as a whole. This goal must include metrics, outcomes, actions, and expenditures specific to addressing the needs of, and improving outcomes for, the students enrolled at the low-performing school or schools. An LEA required to address multiple schools is not required to have a goal to address each school; however, each school must be specifically addressed in the goal. This requirement may not be met by combining this goal with another goal.
- **Goal Description:** Describe what outcomes the LEA plans to achieve to address the disparities in performance between the students enrolled at the low-performing school(s) and the students enrolled at the LEA as a whole.
- **Explanation of why the LEA has developed this goal:** Explain why the LEA is required to develop this goal, including identifying the schools(s) that lead to the LEA being required to develop this goal; how the actions and associated metrics included in this goal differ from previous efforts to improve outcomes for the school(s); and why the LEA believes the actions, metrics, and expenditures included in this goal will help achieve the outcomes for students enrolled at the low-performing school or schools identified in the goal description.

Measuring and Reporting Results:

For each LCAP year, identify the metric(s) that the LEA will use to track progress toward the expected outcomes. LEAs are encouraged to identify metrics for specific student groups, as appropriate, including expected outcomes that would reflect narrowing of any existing performance gaps.

Include in the baseline column the most recent data associated with this metric available at the time of adoption of the LCAP for the first year of the three-year plan. LEAs may use data as reported on the 2019 Dashboard for the baseline of a metric only if that data represents the most recent available (e.g., high school graduation rate).

Using the most recent data available may involve reviewing data the LEA is preparing for submission to the California Longitudinal Pupil Achievement Data System (CALPADS) or data that the LEA has recently submitted to CALPADS. Because final 2020–21 outcomes on some metrics may not be computable at the time the 2021–24 LCAP is adopted (e.g., graduation rate, suspension rate), the most recent data available may include a point in time calculation taken each year on the same date for comparability purposes.

The baseline data shall remain unchanged throughout the three-year LCAP.

Complete the table as follows:

- **Metric:** Indicate how progress is being measured using a metric.
- **Baseline:** Enter the baseline when completing the LCAP for 2021–22. As described above, the baseline is the most recent data associated with a metric. Indicate the school year to which the data applies, consistent with the instructions above.
- **Year 1 Outcome:** When completing the LCAP for 2022–23, enter the most recent data available. Indicate the school year to which the data applies, consistent with the instructions above.
- **Year 2 Outcome:** When completing the LCAP for 2023–24, enter the most recent data available. Indicate the school year to which the data applies, consistent with the instructions above.
- **Year 3 Outcome:** When completing the LCAP for 2024–25, enter the most recent data available. Indicate the school year to which the data applies, consistent with the instructions above. The 2024–25 LCAP will be the first year in the next three-year cycle. Completing this column will be part of the Annual Update for that year.
- **Desired Outcome for 2023–24:** When completing the first year of the LCAP, enter the desired outcome for the relevant metric the LEA expects to achieve by the end of the 2023–24 LCAP year.

Timeline for completing the “**Measuring and Reporting Results**” part of the Goal.

Metric	Baseline	Year 1 Outcome	Year 2 Outcome	Year 3 Outcome	Desired Outcome for Year 3 (2023–24)
Enter information in this box when completing the LCAP for 2021–22 .	Enter information in this box when completing the LCAP for 2021–22 .	Enter information in this box when completing the LCAP for 2022–23 . Leave blank until then.	Enter information in this box when completing the LCAP for 2023–24 . Leave blank until then.	Enter information in this box when completing the LCAP for 2024–25 . Leave blank until then.	Enter information in this box when completing the LCAP for 2021–22 or when adding a new metric.

The metrics may be quantitative or qualitative; but at minimum, an LEA’s LCAP must include goals that are measured using all of the applicable metrics for the related state priorities, in each LCAP year as applicable to the type of LEA. To the extent a state priority does not specify one or more metrics (e.g., implementation of state academic content and performance standards), the LEA must identify a metric to use within the LCAP. For these state priorities, LEAs are encouraged to use metrics based on or reported through the relevant self-reflection tool for local indicators within the Dashboard.

Actions: Enter the action number. Provide a short title for the action. This title will also appear in the action tables. Provide a description of the action. Enter the total amount of expenditures associated with this action. Budgeted expenditures from specific fund sources will be provided in the summary tables. Indicate whether the action contributes to meeting the increase or improved services requirement as described in the Increased or Improved Services section using a “Y” for Yes or an “N” for No. (**Note:** for each such action offered on an LEA-wide or schoolwide basis, the LEA will need to provide additional information in the Increased or Improved Summary Section to address the requirements in *California Code of Regulations*, Title 5 [5 CCR] Section 15496(b) in the Increased or Improved Services Section of the LCAP).

Actions for English Learners: School districts, COEs, and charter schools that have a numerically significant English learner student subgroup must include specific actions in the LCAP related to, at a minimum, the language acquisition programs, as defined in *EC* Section 306, provided to students and professional development activities specific to English learners.

Actions for Foster Youth: School districts, COEs, and charter schools that have a numerically significant Foster Youth student subgroup are encouraged to include specific actions in the LCAP designed to meet needs specific to Foster Youth students.

Goal Analysis:

Enter the LCAP Year.

Using actual annual measurable outcome data, including data from the Dashboard, analyze whether the planned actions were effective in achieving the goal. Respond to the prompts as instructed.

- Describe the overall implementation of the actions to achieve the articulated goal. Include a discussion of relevant challenges and successes experienced with the implementation process. This must include any instance where the LEA did not implement a planned action or implemented a planned action in a manner that differs substantively from how it was described in the adopted LCAP.
- Explain material differences between Budgeted Expenditures and Estimated Actual Expenditures and between the Planned Percentages of Improved Services and Estimated Actual Percentages of Improved Services, as applicable. Minor variances in expenditures or percentages do not need to be addressed, and a dollar-for-dollar accounting is not required.
- Describe the effectiveness of the specific actions to achieve the articulated goal as measured by the LEA. In some cases, not all actions in a goal will be intended to improve performance on all of the metrics associated with the goal. When responding to this prompt, LEAs may assess the effectiveness of a single action or group of actions within the goal in the context of performance on a single metric or group of specific metrics within the goal that are applicable to the action(s). Grouping actions with metrics will allow for more robust analysis of whether the strategy the LEA is using to impact a specified set of metrics is working and increase transparency for educational partners. LEAs are encouraged to use such an approach when goals include multiple actions and metrics that are not closely associated.
- Describe any changes made to this goal, expected outcomes, metrics, or actions to achieve this goal as a result of this analysis and analysis of the data provided in the Dashboard or other local data, as applicable.

Increased or Improved Services for Foster Youth, English Learners, and Low-Income Students

Purpose

A well-written Increased or Improved Services section provides educational partners with a comprehensive description, within a single dedicated section, of how an LEA plans to increase or improve services for its unduplicated students in grades TK–12 as compared to all students in grades TK–12, as applicable, and how LEA-wide or schoolwide actions identified for this purpose meet regulatory requirements. Descriptions provided should include sufficient detail yet be sufficiently succinct to promote a broader understanding of educational partners to facilitate their ability to provide input. An LEA’s description in this section must align with the actions included in the Goals and Actions section as contributing.

Requirements and Instructions

Projected LCFF Supplemental and/or Concentration Grants: Specify the amount of LCFF supplemental and concentration grant funds the LEA estimates it will receive in the coming year based on the number and concentration of low income, foster youth, and English learner students.

Projected Additional LCFF Concentration Grant (15 percent): Specify the amount of additional LCFF concentration grant add-on funding, as described in EC Section 42238.02, that the LEA estimates it will receive in the coming year.

Projected Percentage to Increase or Improve Services for the Coming School Year: Specify the estimated percentage by which services for unduplicated pupils must be increased or improved as compared to the services provided to all students in the LCAP year as calculated pursuant to 5 CCR Section 15496(a)(7).

LCFF Carryover — Percentage: Specify the LCFF Carryover — Percentage identified in the LCFF Carryover Table. If a carryover percentage is not identified in the LCFF Carryover Table, specify a percentage of zero (0.00%).

LCFF Carryover — Dollar: Specify the LCFF Carryover — Dollar amount identified in the LCFF Carryover Table. If a carryover amount is not identified in the LCFF Carryover Table, specify an amount of zero (\$0).

Total Percentage to Increase or Improve Services for the Coming School Year: Add the Projected Percentage to Increase or Improve Services for the Coming School Year and the Proportional LCFF Required Carryover Percentage and specify the percentage. This is the LEAs percentage by which services for unduplicated pupils must be increased or improved as compared to the services provided to all students in the LCAP year, as calculated pursuant to 5 CCR Section 15496(a)(7).

Required Descriptions:

For each action being provided to an entire school, or across the entire school district or COE, an explanation of (1) how the needs of foster youth, English learners, and low-income students were considered first, and (2) how these actions are effective in meeting the goals for these students.

For each action included in the Goals and Actions section as contributing to the increased or improved services requirement for unduplicated pupils and provided on an LEA-wide or schoolwide basis, the LEA must include an explanation consistent with 5 CCR Section 15496(b). For any such actions continued into the 2021–24 LCAP from the 2017–2020 LCAP, the LEA must determine whether or not the action was effective as expected, and this determination must reflect evidence of outcome data or actual implementation to date.

Principally Directed and Effective: An LEA demonstrates how an action is principally directed towards and effective in meeting the LEA’s goals for unduplicated students when the LEA explains how:

- It considers the needs, conditions, or circumstances of its unduplicated pupils;

- The action, or aspect(s) of the action (including, for example, its design, content, methods, or location), is based on these considerations; and
- The action is intended to help achieve an expected measurable outcome of the associated goal.

As such, the response provided in this section may rely on a needs assessment of unduplicated students.

Conclusory statements that a service will help achieve an expected outcome for the goal, without an explicit connection or further explanation as to how, are not sufficient. Further, simply stating that an LEA has a high enrollment percentage of a specific student group or groups does not meet the increase or improve services standard because enrolling students is not the same as serving students.

For example, if an LEA determines that low-income students have a significantly lower attendance rate than the attendance rate for all students, it might justify LEA-wide or schoolwide actions to address this area of need in the following way:

After assessing the needs, conditions, and circumstances of our low-income students, we learned that the attendance rate of our low-income students is 7 percent lower than the attendance rate for all students. (Needs, Conditions, Circumstances [Principally Directed])

In order to address this condition of our low-income students, we will develop and implement a new attendance program that is designed to address some of the major causes of absenteeism, including lack of reliable transportation and food, as well as a school climate that does not emphasize the importance of attendance. Goal N, Actions X, Y, and Z provide additional transportation and nutritional resources as well as a districtwide educational campaign on the benefits of high attendance rates. (Contributing Action[s])

These actions are being provided on an LEA-wide basis and we expect/hope that all students with less than a 100 percent attendance rate will benefit. However, because of the significantly lower attendance rate of low-income students, and because the actions meet needs most associated with the chronic stresses and experiences of a socio-economically disadvantaged status, we expect that the attendance rate for our low-income students will increase significantly more than the average attendance rate of all other students. (Measurable Outcomes [Effective In])

COEs and Charter Schools: Describe how actions included as contributing to meeting the increased or improved services requirement on an LEA-wide basis are principally directed to and effective in meeting its goals for unduplicated pupils in the state and any local priorities as described above. In the case of COEs and charter schools, schoolwide and LEA-wide are considered to be synonymous.

For School Districts Only:

Actions Provided on an LEA-Wide Basis:

Unduplicated Percentage > 55 percent: For school districts with an unduplicated pupil percentage of 55 percent or more, describe how these actions are principally directed to and effective in meeting its goals for unduplicated pupils in the state and any local priorities as described above.

Unduplicated Percentage < 55 percent: For school districts with an unduplicated pupil percentage of less than 55 percent, describe how these actions are principally directed to and effective in meeting its goals for unduplicated pupils in the state and any local priorities. Also describe how the actions **are the most effective use of the funds** to meet these goals for its unduplicated pupils. Provide the basis for this determination, including any alternatives considered, supporting research, experience, or educational theory.

Actions Provided on a Schoolwide Basis:

School Districts must identify in the description those actions being funded and provided on a schoolwide basis, and include the required description supporting the use of the funds on a schoolwide basis.

For schools with 40 percent or more enrollment of unduplicated pupils: Describe how these actions are principally directed to and effective in meeting its goals for its unduplicated pupils in the state and any local priorities.

For school districts expending funds on a schoolwide basis at a school with less than 40 percent enrollment of unduplicated pupils: Describe how these actions are principally directed to and how the actions are the most effective use of the funds to meet its goals for foster youth, English learners, and low-income students in the state and any local priorities.

A description of how services for foster youth, English learners, and low-income students are being increased or improved by the percentage required.

Consistent with the requirements of 5 CCR Section 15496, describe how services provided for unduplicated pupils are increased or improved by at least the percentage calculated as compared to the services provided for all students in the LCAP year. To improve services means to grow services in quality and to increase services means to grow services in quantity. Services are increased or improved by those actions in the LCAP that are included in the Goals and Actions section as contributing to the increased or improved services requirement, whether they are provided on an LEA-wide or schoolwide basis or provided on a limited basis to unduplicated students. A limited action is an action that only serves foster youth, English learners, and/or low-income students. This description must address how these action(s) are expected to result in the required proportional increase or improvement in services for unduplicated pupils as compared to the services the LEA provides to all students for the relevant LCAP year.

For any action contributing to meeting the increased or improved services requirement that is associated with a Planned Percentage of Improved Services in the Contributing Summary Table rather than an expenditure of LCFF funds, describe the methodology that was used to determine the contribution of the action towards the proportional percentage. See the instructions for determining the Planned Percentage of Improved Services for information on calculating the Percentage of Improved Services.

A description of the plan for how the additional concentration grant add-on funding identified above will be used to increase the number of staff providing direct services to students at schools that have a high concentration (above 55 percent) of foster youth, English learners, and low-income students, as applicable.

An LEA that receives the additional concentration grant add-on described in *EC* Section 42238.02 is required to demonstrate how it is using these funds to increase the number of staff who provide direct services to students at schools with an enrollment of unduplicated students that is greater than 55 percent as compared to the number of staff who provide direct services to students at schools with an enrollment of unduplicated students that is equal to or less than 55 percent. The staff who provide direct services to students must be certificated staff and/or classified staff employed by the LEA; classified staff includes custodial staff.

Provide the following descriptions, as applicable to the LEA:

An LEA that does not receive a concentration grant or the concentration grant add-on must indicate that a response to this prompt is not applicable.

Identify the goal and action numbers of the actions in the LCAP that the LEA is implementing to meet the requirement to increase the number of staff who provide direct services to students at schools with an enrollment of unduplicated students that is greater than 55 percent.

An LEA that does not have comparison schools from which to describe how it is using the concentration grant add-on funds, such as an LEA that only has schools with an enrollment of unduplicated students that is greater than 55 percent, must describe how it is using the funds to increase the number of credentialed staff, classified staff, or both, including custodial staff, who provide direct services to students at selected schools and the criteria used to determine which schools require additional staffing support.

In the event that an additional concentration grant add-on is not sufficient to increase staff providing direct services to students at a school with an enrollment of unduplicated students that is greater than 55 percent, the LEA must describe how it is using the funds to retain staff providing direct services to students at a school with an enrollment of unduplicated students that is greater than 55 percent.

Complete the table as follows:

- Provide the staff-to-student ratio of classified staff providing direct services to students with a concentration of unduplicated students that is 55 percent or less and the staff-to-student ratio of classified staff providing direct services to students at schools with a concentration of unduplicated students that is greater than 55 percent, as applicable to the LEA. The LEA may group its schools by grade span (Elementary, Middle/Junior High, and High Schools), as applicable to the LEA. The staff-to-student ratio must be based on the number of full time equivalent (FTE) staff and the number of enrolled students as counted on the first Wednesday in October of each year.
- Provide the staff-to-student ratio of certificated staff providing direct services to students at schools with a concentration of unduplicated students that is 55 percent or less and the staff-to-student ratio of certificated staff providing direct services to students at schools with a concentration of unduplicated students that is greater than 55 percent, as applicable to the LEA. The LEA may group its schools by grade span (Elementary, Middle/Junior High, and High Schools), as applicable to the LEA. The staff-to-student ratio must be based on the number of FTE staff and the number of enrolled students as counted on the first Wednesday in October of each year.

Action Tables

Complete the Data Entry Table for each action in the LCAP. The information entered into this table will automatically populate the other Action Tables. Information is only entered into the Data Entry Table, the Annual Update Table, the Contributing Actions Annual Update Table, and the LCFF Carryover Table. With the exception of the Data Entry Table, the word “input” has been added to column headers to aid in identifying the column(s) where information will be entered. Information is not entered on the remaining Action tables.

The following tables are required to be included as part of the LCAP adopted by the local governing board or governing body:

- Table 1: Total Planned Expenditures Table (for the coming LCAP Year)
- Table 2: Contributing Actions Table (for the coming LCAP Year)
- Table 3: Annual Update Table (for the current LCAP Year)
- Table 4: Contributing Actions Annual Update Table (for the current LCAP Year)
- Table 5: LCFF Carryover Table (for the current LCAP Year)

Note: The coming LCAP Year is the year that is being planned for, while the current LCAP year is the current year of implementation. For example, when developing the 2022–23 LCAP, 2022–23 will be the coming LCAP Year and 2021–22 will be the current LCAP Year.

Data Entry Table

The Data Entry Table may be included in the LCAP as adopted by the local governing board or governing body, but is not required to be included. In the Data Entry Table, input the following information for each action in the LCAP for that applicable LCAP year:

- **LCAP Year:** Identify the applicable LCAP Year.
- **1. Projected LCFF Base Grant:** Provide the total amount of LCFF funding the LEA estimates it will receive for the coming school year, excluding the supplemental and concentration grants and the add-ons for the Targeted Instructional Improvement Grant Program and the Home to School Transportation Program, pursuant to 5 CCR Section 15496(a)(8).

See *EC* sections 2574 (for COEs) and 42238.02 (for school districts and charter schools), as applicable, for LCFF apportionment calculations.

- **2. Projected LCFF Supplemental and/or Concentration Grants:** Provide the total amount of LCFF supplemental and concentration grants the LEA estimates it will receive on the basis of the number and concentration of unduplicated students for the coming school year.

- **3. Projected Percentage to Increase or Improve Services for the Coming School Year:** This percentage will not be entered; it is calculated based on the Projected LCFF Base Grant and the Projected LCFF Supplemental and/or Concentration Grants, pursuant to 5 CCR Section 15496(a)(8). This is the percentage by which services for unduplicated pupils must be increased or improved as compared to the services provided to all students in the coming LCAP year.
- **LCFF Carryover — Percentage:** Specify the LCFF Carryover — Percentage identified in the LCFF Carryover Table from the prior LCAP year. If a carryover percentage is not identified in the LCFF Carryover Table, specify a percentage of zero (0.00%).
- **Total Percentage to Increase or Improve Services for the Coming School Year:** This percentage will not be entered; it is calculated based on the Projected Percentage to Increase or Improve Services for the Coming School Year and the LCFF Carryover — Percentage. This is the percentage by which the LEA must increase or improve services for unduplicated pupils as compared to the services provided to all students in the coming LCAP year.
- **Goal #:** Enter the LCAP Goal number for the action.
- **Action #:** Enter the action's number as indicated in the LCAP Goal.
- **Action Title:** Provide a title of the action.
- **Student Group(s):** Indicate the student group or groups who will be the primary beneficiary of the action by entering "All," or by entering a specific student group or groups.
- **Contributing to Increased or Improved Services?:** Type "Yes" if the action is included as contributing to meeting the increased or improved services; OR, type "No" if the action is **not** included as contributing to meeting the increased or improved services.
- If "Yes" is entered into the Contributing column, then complete the following columns:
 - **Scope:** The scope of an action may be LEA-wide (i.e., districtwide, countywide, or charterwide), schoolwide, or limited. An action that is LEA-wide in scope upgrades the entire educational program of the LEA. An action that is schoolwide in scope upgrades the entire educational program of a single school. An action that is limited in its scope is an action that serves only one or more unduplicated student groups.
 - **Unduplicated Student Group(s):** Regardless of scope, contributing actions serve one or more unduplicated student groups. Indicate one or more unduplicated student groups for whom services are being increased or improved as compared to what all students receive.
 - **Location:** Identify the location where the action will be provided. If the action is provided to all schools within the LEA, the LEA must indicate "All Schools." If the action is provided to specific schools within the LEA or specific grade spans only, the LEA must

enter “Specific Schools” or “Specific Grade Spans.” Identify the individual school or a subset of schools or grade spans (e.g., all high schools or grades transitional kindergarten through grade five), as appropriate.

- **Time Span:** Enter “ongoing” if the action will be implemented for an indeterminate period of time. Otherwise, indicate the span of time for which the action will be implemented. For example, an LEA might enter “1 Year,” or “2 Years,” or “6 Months.”
- **Total Personnel:** Enter the total amount of personnel expenditures utilized to implement this action.
- **Total Non-Personnel:** This amount will be automatically calculated based on information provided in the Total Personnel column and the Total Funds column.
- **LCFF Funds:** Enter the total amount of LCFF funds utilized to implement this action, if any. LCFF funds include all funds that make up an LEA’s total LCFF target (i.e., base grant, grade span adjustment, supplemental grant, concentration grant, Targeted Instructional Improvement Block Grant, and Home-To-School Transportation).
 - **Note:** For an action to contribute towards meeting the increased or improved services requirement it must include some measure of LCFF funding. The action may also include funding from other sources, however the extent to which an action contributes to meeting the increased or improved services requirement is based on the LCFF funding being used to implement the action.
- **Other State Funds:** Enter the total amount of Other State Funds utilized to implement this action, if any.
- **Local Funds:** Enter the total amount of Local Funds utilized to implement this action, if any.
- **Federal Funds:** Enter the total amount of Federal Funds utilized to implement this action, if any.
- **Total Funds:** This amount is automatically calculated based on amounts entered in the previous four columns.
- **Planned Percentage of Improved Services:** For any action identified as contributing, being provided on a Limited basis to unduplicated students, and that does not have funding associated with the action, enter the planned quality improvement anticipated for the action as a percentage rounded to the nearest hundredth (0.00%). A limited action is an action that only serves foster youth, English learners, and/or low-income students.
 - As noted in the instructions for the Increased or Improved Services section, when identifying a Planned Percentage of Improved Services, the LEA must describe the methodology that it used to determine the contribution of the action towards the proportional percentage. The percentage of improved services for an action corresponds to the amount of LCFF funding that the LEA estimates it would expend to implement the action if it were funded.

For example, an LEA determines that there is a need to analyze data to ensure that instructional aides and expanded learning providers know what targeted supports to provide to students who are foster youth. The LEA could implement this action by hiring additional staff to collect and analyze data and to coordinate supports for students, which the LEA estimates would cost \$165,000. Instead, the LEA chooses to utilize a portion of existing staff time to analyze data relating to students who are foster youth. This analysis will then be shared with site principals who will use the data to coordinate services provided by instructional assistants and expanded learning providers to target support to students. In this example, the LEA would divide the estimated cost of \$165,000 by the amount of LCFF Funding identified in the Data Entry Table and then convert the quotient to a percentage. This percentage is the Planned Percentage of Improved Service for the action.

Contributing Actions Table

As noted above, information will not be entered in the Contributing Actions Table; however, the ‘Contributing to Increased or Improved Services?’ column will need to be checked to ensure that only actions with a “Yes” are displaying. If actions with a “No” are displayed or if actions that are contributing are not displaying in the column, use the drop-down menu in the column header to filter only the “Yes” responses.

Annual Update Table

In the Annual Update Table, provide the following information for each action in the LCAP for the relevant LCAP year:

- **Estimated Actual Expenditures:** Enter the total estimated actual expenditures to implement this action, if any.

Contributing Actions Annual Update Table

In the Contributing Actions Annual Update Table, check the ‘Contributing to Increased or Improved Services?’ column to ensure that only actions with a “Yes” are displaying. If actions with a “No” are displayed or if actions that are contributing are not displaying in the column, use the drop-down menu in the column header to filter only the “Yes” responses. Provide the following information for each contributing action in the LCAP for the relevant LCAP year:

- **6. Estimated Actual LCFF Supplemental and/or Concentration Grants:** Provide the total amount of LCFF supplemental and concentration grants the LEA estimates it will actually receive based on of the number and concentration of unduplicated students in the current school year.
- **Estimated Actual Expenditures for Contributing Actions:** Enter the total estimated actual expenditure of LCFF funds used to implement this action, if any.
- **Estimated Actual Percentage of Improved Services:** For any action identified as contributing, being provided on a Limited basis only to unduplicated students, and that does not have funding associated with the action, enter the total estimated actual quality improvement anticipated for the action as a percentage rounded to the nearest hundredth (0.00%).
 - Building on the example provided above for calculating the Planned Percentage of Improved Services, the LEA in the example implements the action. As part of the annual update process, the LEA reviews implementation and student outcome data and determines that the action

was implemented with fidelity and that outcomes for foster youth students improved. The LEA reviews the original estimated cost for the action and determines that had it hired additional staff to collect and analyze data and to coordinate supports for students that estimated actual cost would have been \$169,500 due to a cost of living adjustment. The LEA would divide the estimated actual cost of \$169,500 by the amount of LCFF Funding identified in the Data Entry Table and then convert the quotient to a percentage. This percentage is the Estimated Actual Percentage of Improved Services for the action.

LCFF Carryover Table

- **9. Estimated Actual LCFF Base Grant:** Provide the total amount of LCFF funding the LEA estimates it will receive for the current school year, excluding the supplemental and concentration grants and the add-ons for the Targeted Instructional Improvement Grant Program and the Home to School Transportation Program, pursuant to 5 CCR Section 15496(a)(8).
- **10. Total Percentage to Increase or Improve Services for the Current School Year:** This percentage will not be entered. The percentage is calculated based on the amounts of the Estimated Actual LCFF Base Grant (9) and the Estimated Actual LCFF Supplemental and/or Concentration Grants (6), pursuant to 5 CCR Section 15496(a)(8), plus the LCFF Carryover – Percentage from the prior year. This is the percentage by which services for unduplicated pupils must be increased or improved as compared to the services provided to all students in the current LCAP year.

Calculations in the Action Tables

To reduce the duplication of effort of LEAs, the Action Tables include functionality such as pre-population of fields and cells based on the information provided in the Data Entry Table, the Annual Update Summary Table, and the Contributing Actions Table. For transparency, the functionality and calculations used are provided below.

Contributing Actions Table

- 4. Total Planned Contributing Expenditures (LCFF Funds)
 - This amount is the total of the Planned Expenditures for Contributing Actions (LCFF Funds) column
- 5. Total Planned Percentage of Improved Services
 - This percentage is the total of the Planned Percentage of Improved Services column
- Planned Percentage to Increase or Improve Services for the coming school year (4 divided by 1, plus 5)
 - This percentage is calculated by dividing the Total Planned Contributing Expenditures (4) by the Projected LCFF Base Grant (1), converting the quotient to a percentage, and adding it to the Total Planned Percentage of Improved Services (5).

Contributing Actions Annual Update Table

Pursuant to *EC* Section 42238.07(c)(2), if the Total Planned Contributing Expenditures (4) is less than the Estimated Actual LCFF Supplemental and Concentration Grants (6), the LEA is required to calculate the difference between the Total Planned Percentage of Improved Services (5) and the Total Estimated Actual Percentage of Improved Services (7). If the Total Planned Contributing Expenditures (4) is equal to or greater than the Estimated Actual LCFF Supplemental and Concentration Grants (6), the Difference Between Planned and Estimated Actual Percentage of Improved Services will display “Not Required.”

- 6. Estimated Actual LCFF Supplemental and Concentration Grants
 - This is the total amount of LCFF supplemental and concentration grants the LEA estimates it will actually receive based on of the number and concentration of unduplicated students in the current school year.
- 4. Total Planned Contributing Expenditures (LCFF Funds)
 - This amount is the total of the Last Year's Planned Expenditures for Contributing Actions (LCFF Funds)
- 7. Total Estimated Actual Expenditures for Contributing Actions
 - This amount is the total of the Estimated Actual Expenditures for Contributing Actions (LCFF Funds)
- Difference Between Planned and Estimated Actual Expenditures for Contributing Actions (Subtract 7 from 4)
 - This amount is the Total Estimated Actual Expenditures for Contributing Actions (7) subtracted from the Total Planned Contributing Expenditures (4)
- 5. Total Planned Percentage of Improved Services (%)
 - This amount is the total of the Planned Percentage of Improved Services column
- 8. Total Estimated Actual Percentage of Improved Services (%)
 - This amount is the total of the Estimated Actual Percentage of Improved Services column
- Difference Between Planned and Estimated Actual Percentage of Improved Services (Subtract 5 from 8)
 - This amount is the Total Planned Percentage of Improved Services (5) subtracted from the Total Estimated Actual Percentage of Improved Services (8)

LCFF Carryover Table

- 10. Total Percentage to Increase or Improve Services for the Current School Year (6 divided by 9 + Carryover %)

- This percentage is the Estimated Actual LCFF Supplemental and/or Concentration Grants (6) divided by the Estimated Actual LCFF Base Grant (9) plus the LCFF Carryover – Percentage from the prior year.
- 11. Estimated Actual Percentage of Increased or Improved Services (7 divided by 9, plus 8)
 - This percentage is the Total Estimated Actual Expenditures for Contributing Actions (7) divided by the LCFF Funding (9), then converting the quotient to a percentage and adding the Total Estimated Actual Percentage of Improved Services (8).
- 12. LCFF Carryover — Dollar Amount LCFF Carryover (Subtract 11 from 10 and multiply by 9)
 - If the Estimated Actual Percentage of Increased or Improved Services (11) is less than the Estimated Actual Percentage to Increase or Improve Services (10), the LEA is required to carry over LCFF funds.

The amount of LCFF funds is calculated by subtracting the Estimated Actual Percentage to Increase or Improve Services (11) from the Estimated Actual Percentage of Increased or Improved Services (10) and then multiplying by the Estimated Actual LCFF Base Grant (9). This amount is the amount of LCFF funds that is required to be carried over to the coming year.
- 13. LCFF Carryover — Percentage (12 divided by 9)
 - This percentage is the unmet portion of the Percentage to Increase or Improve Services that the LEA must carry over into the coming LCAP year. The percentage is calculated by dividing the LCFF Carryover (12) by the LCFF Funding (9).

California Department of Education
January 2022